

Developing innovative
technology to improve
automotive components



Wheel Weights



Tire Valves



TPMS Service Kits



Shanghai Baolong Automotive Corporation
No.5500, Shenzhuan Road, Songjiang District, Shanghai

Email: sbic@baolong.biz / Web: www.baolong.biz
Tel: +86-21-31273333 / Fax: +86-21-31190319

PRODUCT CATALOGUE

Valves · Wheel Weights · Tools · Extensions

Automotive Rubber &
Metal Parts version |

Global Footprint



When customers choose Baolong as a supplier of automotive products and solutions, they can be assured of a broad spectrum of services from Baolong's global network.

Globally present, the access to Baolong's dedicated employees is never far away. Baolong's talents who all know the automotive industry and understand customers' specific demands and needs are always ready to support customers.



Customer Base

Baolong cooperates with many world-renowned OEMs and Tier 1 companies that trust us to implement the most innovative and game-changing products and solutions to improve safety, efficiency and comfort.



Certifications

Baolong takes pride in the many certifications and honors that recognize our talent, technology and hard work.



Integration of Informatization and Industrialization Management System Certificate



CNAS L12065 Baolong Automotive



IATF 16949 Ningguo Branch



ISO 14001 Ningguo Branch



OHSAS Anhui Plant



ISO 14001 Anhui Plant



ISO 14001 Baolong Automotive




IATF 16949 Baolong Automotive

Enterprise Honors

Customer Awards



Ford Q1 Preferred Quality Status




Wurth Grade "A" Supplier



Geely Excellent Supplier



Faurecia Global Supplier



Faw Haima "A" Supplier



GM Supplier Quality Excellence Award



Volkswagen Grade A Supplier

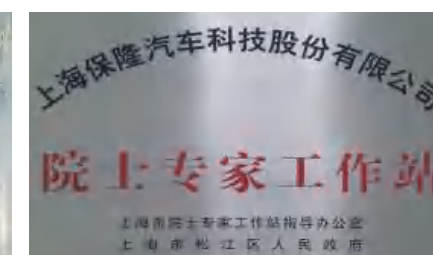


Tenneco Grade "A" Supplier

Government Awards



National-recognized Enterprise Technology Center



Academician Expert Workstation



National Intellectual Property Advantage Enterprise




Complete Test Capability

Complete Tests On Raw Materials, Compound Rubbers and Finished Valves		
Raw Material	Compound Rubber	Finished Valves
Chemical Component	Mooney Viscosity	Ozone Resistance Test
Chemical Heating Loss	Hardness	Aging Resistance Test
Total Ash in Chemcials	Shearing Strength	High & Low Temperature Resistance
Metal Tensile Strength	Tensile Strength	Flexing Resistance
Metal Elongation	Elongation	Force to Seat and Pull Out
Mooney Viscosity	Density	Adhesion Test
	Vulcanizing Time	Hardness
		Air Leakage Test
		Assembly Torque
		Pin Height
		Air Flow Test
		Salt Spray Test

By using advanced equipments and instruments to do rigorous inspections and complete tests, we guarantee the perfectness of each valve sent to customers.

Complete Tests On Wheel Weights		
Inspections on materials	Tests on clip-on wheel weights	Tests on adhesive wheel weights
The chemical composition of materials	Orthogonal resistance test	Adhesive force test
The physical properties of materials	Centrifugal resistance test	Salt spray test
The environmental requirements of materials	Repeated removability test	Coating thickness test
180°peel adhesion of the tape	Salt spray test	Coating adhesion test
Bond strength of tape	Coating thickness test	Gasoline resistance test
Dynamic shear adhesion of tape	Coating adhesion test	Cleaning solvent resistance test
	Casoline resistance test	Durability test
	Cleaning solvent resistance test	Cold impact test
	Durability test	Mass tolerances test
	Mass tolerances test	Test on restricted substances
	Inspection on restricted substances	



Valves Factory



Fully Automatic Assembly and Inspection Machine



Automatic Production Line for TPMS Aluminum Valves

Automatic Assembly
Snap-in Valve



Automatic Production
TPMS Clamp-in valve



Automatic Assembly
TPMS Clamp-in Valve




Automatic Inspection
TPMS Nut



Wheel Weights Factory



Die Casting Production Line



Wheel Weight Body Blanking / Forming line

Automatic Production
Wheel Weight Body



Automatic Assembly
Wheel Weight Body & Tape



Automatic Assembly
Wheel Weight Body & Clip



One of the Largest Valve Manufacturers in the World

Contents

01



- ▶ TPMS Valves & Service Kits Page 1-27
- ▶ TPMS Starter Kits Page 27

02



- ▶ Tubeless Rubber Valves Page 28-29
- ▶ Tubeless Brass Valves Page 30-47
- ▶ Tubeless Aluminum Valves Page 48-50
- ▶ Other Aluminum Valves & Tube Valves Page 50-53

03



- ▶ Zinc Wheel Weights Page 53-61
- ▶ Steel Wheel Weights Page 62-68

04



- ▶ Valve Cores Page 69-71
- ▶ Valve Caps Page 71-74
- ▶ Valve Sleeves & Rubber Grommets Page 75
- ▶ Valve Extensions Page 76-78

05




- ▶ TPMS Tools Page 78-80
- ▶ Valve Tools Page 81-84
- ▶ Tire Repair Tools & Other Tools Page 84-87
- ▶ Air Chucks & Gauges & Application Page 88-100

TPMS Service Kits for Continental Sensors


TPMS Service Kits for Continental Sensors

TG1B





ASSEMBLY INSTRUCTION

Please make sure that the larger diameter of the washer and rubber grommet toward the sensor during installation.



New P/N: 2005



BAOLONG OLD P/N	BLV741
SCHRADER OLD P/N	N/A
SCHRADER NEW P/N	N/A
DESCRIPTION	Service Kit for Conti TG1B
MODEL	Chrysler, Citroen, Dodge, Fiat, Hyundai, Jaguar Jeep, Kia, Lancia, Land Rover, Peugeot, Renault, VW
NUT TORQUE	8.0 Nm

BLV741


New P/N: 2001

BAOLONG OLD P/N	TPMSRFM
SCHRADER OLD P/N	65658-KD
SCHRADER NEW P/N	5005
DESCRIPTION	Service Kit for Conti TG1B
MODEL	Renault
NUT TORQUE	8.5 Nm

BLHN71


TG1C



ASSEMBLY INSTRUCTION


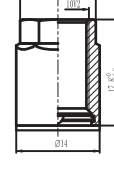
1) During the installation of the rubber grommet, please make sure that the large diameter of the rubber grommet face sensor.

2) During the installation of the washer, please make sure that the chamfer of washers point downwards. (Please refer to Pic.2)



New P/N: 2002


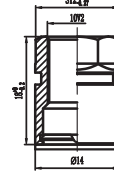
BAOLONG OLD P/N	TPMSRFT
SCHRADER OLD P/N	65659-KD
SCHRADER NEW P/N	5006
DESCRIPTION	Service Kit for Conti TG1B
MODEL	Chrysler, Citroen, Dodge, Fiat, Hyundai, Jaguar Jeep, Kia, Lancia, Land Rover, Peugeot
NUT TORQUE	8.0 Nm

BLHN42

New P/N: 2006


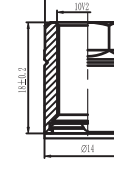
BAOLONG OLD P/N	TPMSRFR
SCHRADER OLD P/N	65963-KU
SCHRADER NEW P/N	5018
DESCRIPTION	Service Kit for Conti TG1C Renault
MODEL	Renault
NUT TORQUE	8 Nm

BLHN71

New P/N: 2003


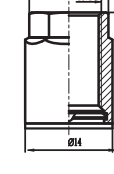
BAOLONG OLD P/N	TPMSRFN
SCHRADER OLD P/N	65660-KD
SCHRADER NEW P/N	5007
DESCRIPTION	Service Kit for Conti TG1B
MODEL	VW
NUT TORQUE	8.0 Nm

BLHN72

New P/N: 2007


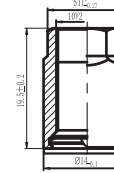
BAOLONG OLD P/N	TPMSRFAD
SCHRADER OLD P/N	66070-KU
SCHRADER NEW P/N	5020
DESCRIPTION	Service Kit for Conti TG1C
MODEL	Ford, Honda, Jaguar, Land Rover, Suzuki, Volvo
NUT TORQUE	8 Nm

BLHN42

New P/N: 2004


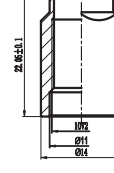
BAOLONG OLD P/N	TPMSRFAX
SCHRADER OLD P/N	65768-KU
SCHRADER NEW P/N	5014
DESCRIPTION	Service Kit for Conti TG1B
MODEL	Hyundai, Kia
NUT TORQUE	8.0 Nm

BLHN73

New P/N: 2008

BAOLONG OLD P/N	TPMSRFAA
SCHRADER OLD P/N	66071-KU
SCHRADER NEW P/N	5021
DESCRIPTION	Service Kit for Conti TG1C
MODEL	Hyundai, Kia
NUT TORQUE	8.0 Nm





BLHN60

TPMS Service Kits for Continental Sensors

New P/N: 2009

BAOLONG OLD P/N	TPMSRFAB
SCHRADER OLD P/N	66072-KU
SCHRADER NEW P/N	5022
DESCRIPTION	Service Kit for Conti TG1C
MODEL	Mazda
NUT TORQUE	8.0 Nm



New P/N: 2010

BAOLONG OLD P/N	BLV491
SCHRADER OLD P/N	43171-68
SCHRADER NEW P/N	8002/8003
DESCRIPTION	Clamp-in aluminum valve stem with core and cap for Conti TG1C
MODEL	Ford, Honda, Hyundai, Jaguar, Kia, Land Rover, Mazda, Renault, Suzuki, Volvo,




MB



ASSEMBLY INSTRUCTION

Please make sure that the larger diameter of the rubber grommet face toward the sensor during installation.




New P/N: 2011

BAOLONG OLD P/N	TPMSRFU
SCHRADER OLD P/N	Service kits for Conti MB
SCHRADER NEW P/N	N/A
DESCRIPTION	N/A
MODEL	Mercedes, VW
NUT TORQUE	6.0 Nm



New P/N: 2012

BAOLONG OLD P/N	BLV475
SCHRADER OLD P/N	65661-KU
SCHRADER NEW P/N	5008
DESCRIPTION	Clamp-in aluminum valve for Conti MB
MODEL	Mercedes
NUT TORQUE	6.0 Nm



TPMS Service Kits for Continental Sensors

New P/N: 2013

BAOLONG OLD P/N	BLV495
SCHRADER OLD P/N	65958-KU
SCHRADER NEW P/N	5015
DESCRIPTION	Clamp-in aluminum valve for Conti MB
MODEL	Mercedes, VW
NUT TORQUE	6.0 Nm



TG1D




ASSEMBLY INSTRUCTION

1) Verify that the sensor housing is disassembled from the rubber valve before assembly, the sensor housing and rubber valve can be unlocked by pressing and holding the clip "PRESS".

2) Please make sure that the rib on the rubber, valve stem is pointing toward the outside of the rim when install the rubber valve to the rim.

3) Attach the sensor housing to the valve stem then firmly but carefully pull on the housing to check that the housing is correctly locked on the valve stem.



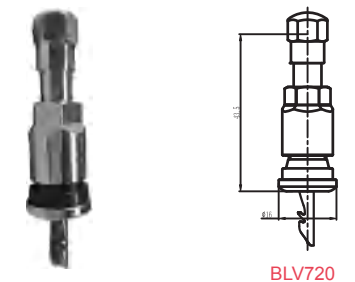
New P/N: 2014

BAOLONG OLD P/N	BLV453
SCHRADER OLD P/N	N/A
SCHRADER NEW P/N	N/A
DESCRIPTION	Snap-in valve with roll pin for Conti TG1D
MODEL	Alfa Romeo, Citroen, Fiat, Jeep, Mitsubishi, Peugeot, Renault
NUT TORQUE	clip-in




New P/N: 2015

BAOLONG OLD P/N	BLV720
SCHRADER OLD P/N	N/A
SCHRADER NEW P/N	N/A
DESCRIPTION	Clamp-in brass valve with roll pin for Conti TG1D
MODEL	N/A
NUT TORQUE	4.0 Nm
SCREW TORQUE	clip-in




TPMS Service Kits for Continental Sensors

TG1D EVO



ASSEMBLY INSTRUCTION


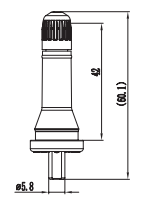
Please note the brass end shape of the rubber valve stem match the sensor housing during installation. The recommend installation torque of the screw is 1.4Nm.



1.4 Nm 0.35 Nm

New P/N: 2016


BAOLONG OLD P/N	BLV443, BLV444, BLV445, BLV448
SCHRADER OLD P/N	N/A
SCHRADER NEW P/N	N/A
DESCRIPTION	TPMS snap-in valves for Conti TG1D EVO
MODEL	FCA, Honda, Hyundai, Nissan
NUT TORQUE	N/A
SCREW TORQUE	1.4 Nm

BLV444

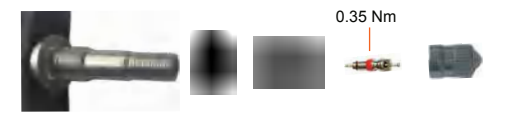
TPMS Service Kits for Sensata (Schrader) Sensors

GEN 2/3



ASSEMBLY INSTRUCTION


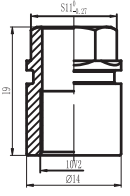
Please make sure that the larger diameter of the rubber grommet face toward the sensor during installation.



0.35 Nm

New P/N: 3001

BAOLONG OLD P/N	TPMSRFI
SCHRADER OLD P/N	65654-KD
SCHRADER NEW P/N	5001
DESCRIPTION	Service kit for Schrader Gen 2/3
MODEL	Renault
NUT TORQUE	4.25 Nm


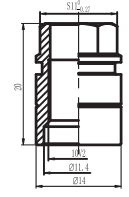



BLHN75

TPMS Service Kits for Sensata (Schrader) Sensors

New P/N: 3002


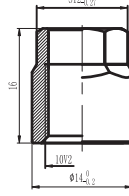
BAOLONG OLD P/N	TPMSRFJ
SCHRADER OLD P/N	65655-KD
SCHRADER NEW P/N	5002
DESCRIPTION	Service kit for Schrader Gen 2/3
MODEL	Renault
NUT TORQUE	7.5 Nm

BLHN68

New P/N: 3003


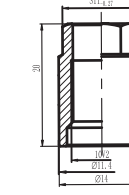
BAOLONG OLD P/N	TPMSRFK
SCHRADER OLD P/N	65656-KD
SCHRADER NEW P/N	5003
DESCRIPTION	Service kit for Schrader Gen 2/3
MODEL	Alfa Romeo, Chrysler, Citroen, Fiat, Hyundai, Kia, Lancia, Peugeot
NUT TORQUE	4.25 Nm

BLHN43

New P/N: 3004


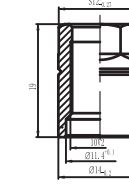
BAOLONG OLD P/N	TPMSRFL
SCHRADER OLD P/N	65657-KD
SCHRADER NEW P/N	5004
DESCRIPTION	Service kit for Schrader Gen 2/3
MODEL	Chevrolet, Lotus, Nissan, Opel, Saab, Vauxhall, Volvo
NUT TORQUE	8.0 Nm

BLHN70

New P/N: 3005

BAOLONG OLD P/N	TPMSRFP
SCHRADER OLD P/N	65961-KD
SCHRADER NEW P/N	5016
DESCRIPTION	Service kit for Schrader Gen 2/3
MODEL	Infiniti, Nissan, Renault
NUT TORQUE	8.0 Nm

BLHN66

TPMS Service Kits for Sensata (Schrader) Sensors

TPMS Service Kits for Sensata (Schrader) Sensors

New P/N: 3006

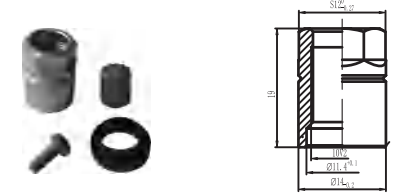
BAOLONG OLD P/N	TPMSRFAK
SCHRADER OLD P/N	20003
SCHRADER NEW P/N	N/A
DESCRIPTION	Service kit for Schrader Gen 2/3
MODEL	Cadillac, Chrysler, Dodge, Isuzu, Jeep, Mitsubishi, Plymouth, Volvo
NUT TORQUE	4.0 Nm



TRHN30

New P/N: 3009

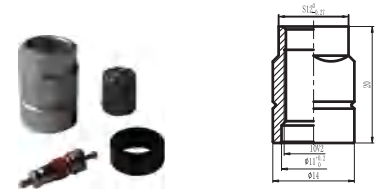
BAOLONG OLD P/N	TPMSRFBF
SCHRADER OLD P/N	66087-KD
SCHRADER NEW P/N	5025
DESCRIPTION	Service kit for Schrader Gen 4
MODEL	GM,PSA,Chrysler,Ford,Hyundai,Kia,Alfa Romeo
NUT TORQUE	8.0 Nm
SCREW TORQUE	1.4 Nm



BLHN66

New P/N: 3007

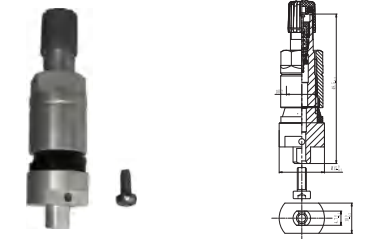
BAOLONG OLD P/N	TPMSRFAU
SCHRADER OLD P/N	20005
SCHRADER NEW P/N	N/A
DESCRIPTION	Service kit for Schrader Gen 2/3
MODEL	Infiniti, Nissan
NUT TORQUE	7.5 Nm



BLHN65

New P/N: 3010

BAOLONG OLD P/N	BLV478
SCHRADER OLD P/N	66086-68
SCHRADER NEW P/N	5024
DESCRIPTION	Clamp-in aluminum valve for Schrader Gen 4
MODEL	Abarth, Alfa Romeo, Buick, Cadillac, Chevrolet, Chrysler,Citroen, Dodge, Fiat, Ford, Gmc, Hummer, Hyundai, Jeep,Lancia, Mahindra, Mazda, Opel, Peugeot, Ssangyong,Vauxhall
NUT TORQUE	6.0 Nm
SCREW TORQUE	1.4 Nm



BLV478

GEN 4



ASSEMBLY INSTRUCTION

Please note the brass end shape of the rubber valve stem match the sensor housing during installation. The recommend installation torque of the screw is 1.4Nm.



New P/N: 3008

BAOLONG OLD P/N	BLV450-3
SCHRADER OLD P/N	66118-68
SCHRADER NEW P/N	5026, 5028
DESCRIPTION	Snap-in valve for Schrader Gen 4
MODEL	Abarth, Alfa Romeo, Buick, Cadillac, Chevrolet, Chrysler, Citroen, Dodge, Fiat,Ford, Gmc, Hummer, Hyundai, Jeep,Lancia, Mahindra,Mazda, Opel, Peugeot, Ssangyong,Vauxhall
NUT TORQUE	N/A
SCREW TORQUE	1.4 Nm

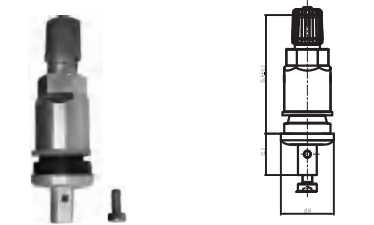


MAX 180km/h

BLV450-3

New P/N: 3011

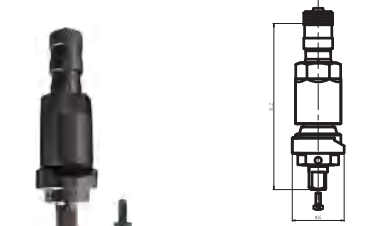
BAOLONG OLD P/N	BLV493A
SCHRADER OLD P/N	N/A
SCHRADER NEW P/N	N/A
DESCRIPTION	Clamp-in aluminum valve for Schrader Gen 4
MODEL	Abarth, Alfa Romeo, Buick, Cadillac, Chevrolet, Chrysler,Citroen, Dodge, Fiat, Ford, Gmc, Hummer, Hyundai, Jeep,Lancia, Mahindra, Mazda, Opel, Peugeot, Ssangyong,Vauxhall
NUT TORQUE	4.0 Nm
SCREW TORQUE	1.4 Nm



BLV493A

New P/N: 3012

BAOLONG OLD P/N	BLV723
SCHRADER OLD P/N	N/A
SCHRADER NEW P/N	5038
DESCRIPTION	Clamp-in brass valve for Schrader Gen 4
MODEL	N/A
NUT TORQUE	8.0 Nm
SCREW TORQUE	1.4 Nm



BLV723

TPMS Service Kits for Sensata (Schrader) Sensors


TPMS Service Kits for Sensata (Schrader) Sensors

GEN J



ASSEMBLY INSTRUCTION

Please make sure that the larger diameter of the rubber grommet face toward the sensor during installation.



New P/N: 3013

BAOLONG OLD P/N	TPMSRFAV
SCHRADER OLD P/N	66138-KD
SCHRADER NEW P/N	5027
DESCRIPTION	Service kit for Schrader Gen J
MODEL	Cadillac, Chevrolet
NUT TORQUE	6.0 Nm



BLHN43

New P/N: 3014

BAOLONG OLD P/N	TPMSRFAJ
SCHRADER OLD P/N	66700-KD
SCHRADER NEW P/N	5030
DESCRIPTION	Service kit for Schrader Gen J
MODEL	Cadillac, Chevrolet
NUT TORQUE	4.25 Nm



TRHN30

GEN ALPHA



ASSEMBLY INSTRUCTION

Please make sure that the washer at the valve stem is placed form-locking onto the sensor. The sensor angle can be adjusted according on the rim.



New P/N: 3015

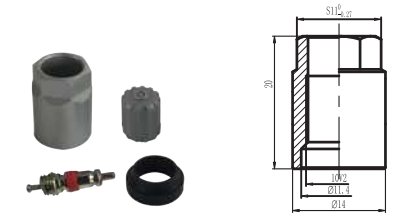
BAOLONG OLD P/N	TPMSRFAC
SCHRADER OLD P/N	65962-KD
SCHRADER NEW P/N	5017
DESCRIPTION	Service kit for Schrader Gen Alpha
MODEL	Chrysler, Dodge, Mercedes, Smart, VW



BLHN74

New P/N: 3023

BAOLONG OLD P/N	TPMSRFBN
SCHRADER OLD P/N	66699-KD
SCHRADER NEW P/N	5029
DESCRIPTION	Service kit for Schrader Gen Alpha
MODEL	Chrysler, Dodge
NUT TORQUE	6.0 Nm



BLHN70

New P/N: 3016

BAOLONG OLD P/N	TPMSRFS
SCHRADER OLD P/N	65964-KD
SCHRADER NEW P/N	5019
DESCRIPTION	Service kit for Schrader Gen Alpha
MODEL	Chrysler, Dodge, Jeep, Lancia
NUT TORQUE	6.0 Nm



BLHN69

New P/N: 3017

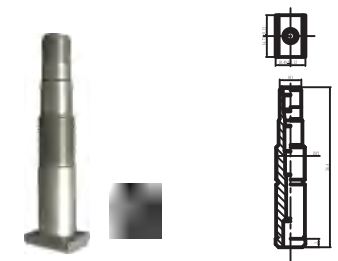
BAOLONG OLD P/N	BLRW65-1
SCHRADER OLD P/N	N/A
SCHRADER NEW P/N	8034
DESCRIPTION	Special dome washer for Schrader Gen-Alpha
MODEL	Chrysler, Dodge, Jeep, Lancia, Mercedes, Smart, VW



BLRW65-1

New P/N: 3018

BAOLONG OLD P/N	BLV473
SCHRADER OLD P/N	43148-67
SCHRADER NEW P/N	8001
DESCRIPTION	Clamp-in aluminum valve stem with special dome washer for Schrader Gen-Alpha
MODEL	Chrysler, Dodge, Jeep, Lancia, Mercedes, Smart, VW
NUT TORQUE	6.0 Nm



BLV473

TPMS Service Kits for Sensata (Schrader) Sensors


TPMS Service Kits for Sensata (Schrader) Sensors

GEN GAMMA



ASSEMBLY INSTRUCTION

Please make sure that the washer at the bottom of the valve stem is placed form-locking onto the sensor. The sensor angle can be adjusted accordingly on the rim.



New P/N: 3019

BAOLONG OLD P/N	BLV716
SCHRADER OLD P/N	5037, 5056
SCHRADER NEW P/N	5037, 5056
DESCRIPTION	Clamp-in aluminum valve for Schrader Gen Gamma
MODEL	Alfa Romeo, Citroen, Fiat, Maserati, Mercedes, Opel, Peugeot, Vauxhall
NUT TORQUE	6.0 Nm



BLV716

GEN SI / FARADAY



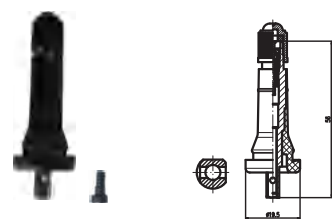
ASSEMBLY INSTRUCTION

Please note the brass end shape of the rubber valve stem match the sensor housing during installation. The recommended installation torque of the screw is 1.4Nm.



New P/N: 3020

BAOLONG OLD P/N	BLV460
SCHRADER OLD P/N	66742-68
SCHRADER NEW P/N	5033
DESCRIPTION	Snap-in high speed valve for Schrader SI/Faraday
MODEL	Chevrolet, Citroen, Dacia, Fiat, Ford, Hyundai, Kia, Mercedes, Nissan, Opel, Peugeot, Renault, Smart, Subaru, Toyota, Vauxhall, Volvo
SCREW TORQUE	1.4 Nm

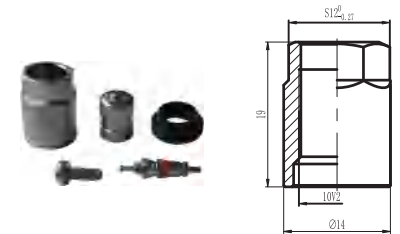


MAX 210km/h

BLV460

New P/N: 3021

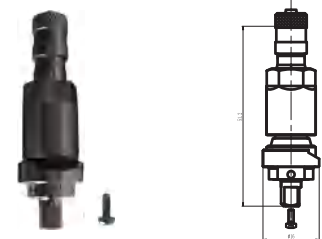
BAOLONG OLD P/N	TPMSRFBM
SCHRADER OLD P/N	66744-KD
SCHRADER NEW P/N	5032
DESCRIPTION	Service kit for metal valve for Schrader EZ-sensor
MODEL	Chevrolet, Citroen, Dacia, Fiat, Ford, Hyundai, Kia, Mercedes, Nissan, Opel, Peugeot, Renault, Smart, Subaru, Toyota, Vauxhall, Volvo
NUT TORQUE	4.0 Nm
SCREW TORQUE	1.4 Nm



BLHN25

New P/N: 3022

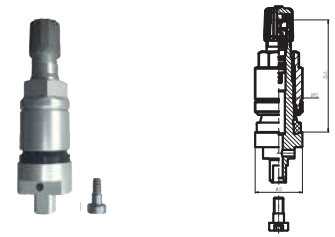
BAOLONG OLD P/N	BLV724
SCHRADER OLD P/N	66743-68
SCHRADER NEW P/N	5031
DESCRIPTION	Clamp-in brass valve for Schrader SI/Faraday
MODEL	Chevrolet, Citroen, Dacia, Fiat, Ford, Hyundai, Kia, Mercedes, Nissan, Opel, Peugeot, Renault, Smart, Subaru, Toyota, Vauxhall, Volvo
NUT TORQUE	8.0 Nm
SCREW TORQUE	1.4 Nm



BLV724

New P/N: 3024

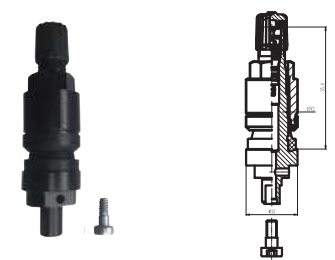
BAOLONG OLD P/N	BLV745
SCHRADER OLD P/N	N/A
SCHRADER NEW P/N	5061
DESCRIPTION	Clamp-in aluminum valve for Schrader Faraday and EZ sensor 2.0
MODEL	Ford
NUT TORQUE	8.0 Nm
SCREW TORQUE	1.4 Nm



BLV745

New P/N: 3025

BAOLONG OLD P/N	BLV745 black
SCHRADER OLD P/N	N/A
SCHRADER NEW P/N	N/A
DESCRIPTION	Clamp-in aluminum valve for Schrader Faraday and EZ sensor 2.0
MODEL	Ford
NUT TORQUE	8.0 Nm
SCREW TORQUE	1.4 Nm

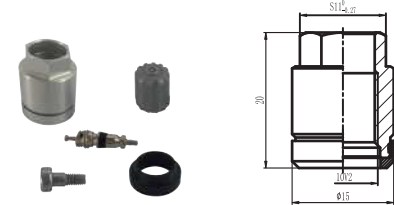


BLV745

TPMS Service Kits for Sensata (Schrader) Sensors

New P/N: 3026

BAOLONG OLD P/N	TPMSRFBS
SCHRADER OLD P/N	N/A
SCHRADER NEW P/N	5062
DESCRIPTION	Service kit for clamp-in aluminum valve for Schrader Faraday and EZ sensor 2.0
MODEL	Ford
NUT TORQUE	8.0 Nm



BLHN96

TPMS Service Kits for BAOLONG-HUF Sensors

BAOLONG-HUF



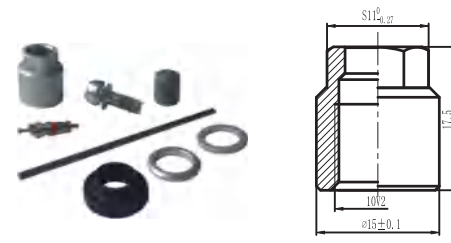
ASSEMBLY INSTRUCTION

- 1) Insert the steel pin into the hole at the bottom of side of the valve stem to avoid rotation of the whole valve stem when install the sensor to the valve.
- 2) Please make sure the sensor touch the wheel firmly after the installation of the sensor.



New P/N: 4001


BAOLONG OLD P/N	TPMSRFW
SCHRADER OLD P/N	N/A
SCHRADER NEW P/N	N/A
DESCRIPTION	Service kit for Huf Gen 1
MODEL	Alfa Romeo, Alpina, Aston Martin, Audi, BMW, Bentley, Bugatti, Ferrari, Lamborghini, Land Rover, Maserati, Maybach, McLaren, Mercedes, Mini, Pagani, Porsche, Rolls Royce, Skoda, Ssangyong, Tesla, VW
NUT TORQUE	4.0 Nm



BLHN61

New P/N: 4002

BAOLONG OLD P/N	BLV497
SCHRADER OLD P/N	65731-67
SCHRADER NEW P/N	5009
DESCRIPTION	Clamp-in aluminum valve L=43mm for Huf Gen1 RDV001
MODEL	Alfa Romeo, Alpina, Aston Martin, Audi, BMW, Bentley, Bugatti, Ferrari, Lamborghini, Land Rover, Maserati, Maybach, McLaren, Mercedes, Mini, Pagani, Porsche, Rolls Royce, Skoda, Ssangyong, Tesla, VW
NUT TORQUE	4.0 Nm

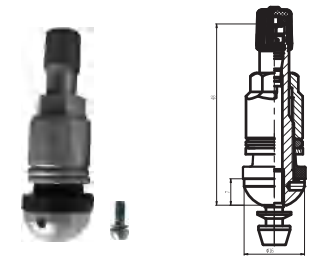


BLV497

TPMS Service Kits for BAOLONG-HUF Sensors

New P/N: 4003

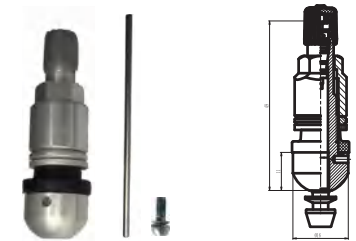
BAOLONG OLD P/N	BLV476
SCHRADER OLD P/N	65732-67
SCHRADER NEW P/N	5010
DESCRIPTION	Clamp-in aluminum valve L=48mm for Huf Gen1 RDV002
MODEL	Alfa Romeo, Alpina, Aston Martin, Audi, BMW, Bentley, Bugatti, Ferrari, Lamborghini, Land Rover, Maserati, Maybach, McLaren, Mercedes, Mini, Pagani, Porsche, Rolls Royce, Skoda, Ssangyong, Tesla, VW
NUT TORQUE	4.0 Nm
SCREW TORQUE	4.0 Nm



BLV476

New P/N: 4004

BAOLONG OLD P/N	BLV477
SCHRADER OLD P/N	65733-67
SCHRADER NEW P/N	5011
DESCRIPTION	Clamp-in aluminum valve for Huf RDV003 Gen1 valve length L=49mm
MODEL	Alfa Romeo, Alpina, Aston Martin, Audi, BMW, Bentley, Bugatti, Ferrari, Lamborghini, Land Rover, Maserati, Maybach, McLaren, Mercedes, Mini, Pagani, Porsche, Rolls Royce, Skoda, Ssangyong, Tesla, VW
NUT TORQUE	4.0 Nm
SCREW TORQUE	4.0 Nm



BLV477

New P/N: 4005

BAOLONG OLD P/N	BLV496
SCHRADER OLD P/N	65734-67
SCHRADER NEW P/N	5012
DESCRIPTION	Clamp-in aluminum valve L=51mm for Huf Gen1 RDV004
MODEL	Alfa Romeo, Alpina, Aston Martin, Audi, BMW, Bentley, Bugatti, Ferrari, Lamborghini, Land Rover, Maserati, Maybach, McLaren, Mercedes, Mini, Pagani, Porsche, Rolls Royce, Skoda, Ssangyong, Tesla, VW
NUT TORQUE	4.0 Nm
SCREW TORQUE	4.0 Nm



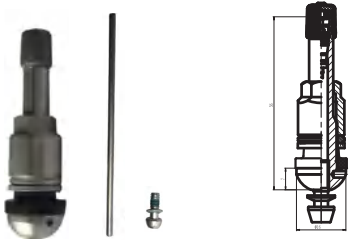
BLV496

TPMS Service Kits for BAOLONG-HUF Sensors

TPMS Service Kits for BAOLONG-HUF Sensors

New P/N: 4006

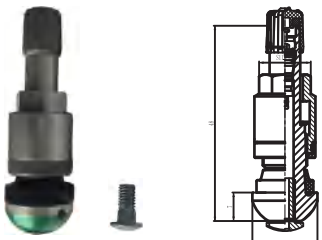
BAOLONG OLD P/N	BLV492
SCHRADER OLD P/N	66151-67
SCHRADER NEW P/N	5013
DESCRIPTION	Clamp-in aluminum valve L=56mm for Huf Gen1 RDV005
MODEL	Alfa Romeo, Alpina, Aston Martin, Audi, BMW, Bentley, Bugatti, Ferrari, Lamborghini, Land Rover, Maserati, Maybach, McLaren, Mercedes, Mini, Pagani, Porsche, Rolls Royce, Skoda, Ssangyong, Tesla, VW
NUT TORQUE	4.0 Nm
SCREW TORQUE	4.0 Nm



BLV492

New P/N: 4009

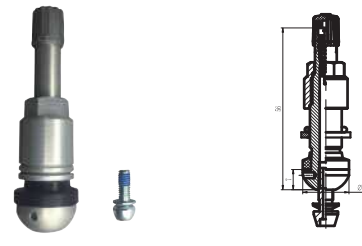
BAOLONG OLD P/N	BLV495.01
SCHRADER OLD P/N	5040
SCHRADER NEW P/N	5040
DESCRIPTION	Clamp-in aluminum valve L=48mm for Huf Gen2 RDV022
MODEL	Alfa Romeo, Alpina, Aston Martin, Audi, BMW, Bentley, Bugatti, Ferrari, Lamborghini, Land Rover, Maserati, Maybach, McLaren, Mercedes, Mini, Pagani, Porsche, Rolls Royce, Skoda, Ssangyong, Tesla, VW
NUT TORQUE	4.0 Nm



BLV495

New P/N: 4013

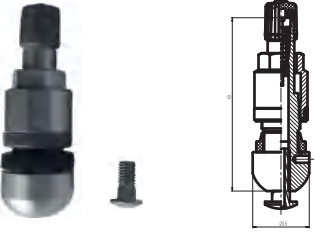
BAOLONG OLD P/N	BLV746
SCHRADER OLD P/N	N/A
SCHRADER NEW P/N	N/A
DESCRIPTION	Aluminum valve for Huf sensor for hollow wheels
MODEL	BMW
NUT TORQUE	4.0 Nm
SCREW TORQUE	4.0 Nm



BLV746

New P/N: 4010

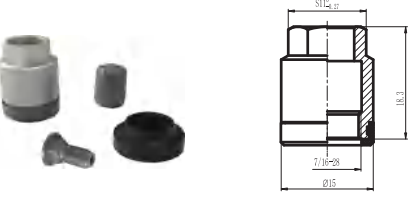
BAOLONG OLD P/N	BLV702
SCHRADER OLD P/N	5041
SCHRADER NEW P/N	5041
DESCRIPTION	Clamp-in aluminum valve L=49mm for Huf Gen2 RDV023
MODEL	Alfa Romeo, Alpina, Aston Martin, Audi, BMW, Bentley, Bugatti, Ferrari, Lamborghini, Land Rover, Maserati, Maybach, McLaren, Mercedes, Mini, Pagani, Porsche, Rolls Royce, Skoda, Ssangyong, Tesla, VW
NUT TORQUE	4.0 Nm



BLV702

New P/N: 4007

BAOLONG OLD P/N	TPMSRFAE
SCHRADER OLD P/N	20021, 20023, 20035
SCHRADER NEW P/N	20021, 20023, 20035
DESCRIPTION	Service kit for Huf Gen2
MODEL	Alfa Romeo, Alpina, Aston Martin, Audi, BMW, Bentley, Bugatti, Ferrari, Lamborghini, Land Rover, Maserati, Maybach, McLaren, Mercedes, Mini, Pagani, Porsche, Rolls Royce, Skoda, Ssangyong, Tesla, VW
NUT TORQUE	4.0 Nm



BLHN88

New P/N: 4011


BAOLONG OLD P/N	BLV703
SCHRADER OLD P/N	5042
SCHRADER NEW P/N	5042
DESCRIPTION	Clamp-in aluminum valve L=51mm for Huf Gen2 RDV024
MODEL	Alfa Romeo, Alpina, Aston Martin, Audi, BMW, Bentley, Bugatti, Ferrari, Lamborghini, Land Rover, Maserati, Maybach, McLaren, Mercedes, Mini, Pagani, Porsche, Rolls Royce, Skoda, Ssangyong, Tesla, VW
NUT TORQUE	4.0 Nm



BLV703

New P/N: 4008

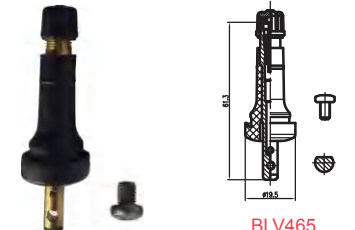
BAOLONG OLD P/N	BLV472
SCHRADER OLD P/N	5039
SCHRADER NEW P/N	5039
DESCRIPTION	Clamp-in aluminum valve L=43mm for Huf Gen2 RDV021
MODEL	Alfa Romeo, Alpina, Aston Martin, Audi, BMW, Bentley, Bugatti, Ferrari, Lamborghini, Land Rover, Maserati, Maybach, McLaren, Mercedes, Mini, Pagani, Porsche, Rolls Royce, Skoda, Ssangyong, Tesla, VW
NUT TORQUE	4.0 Nm



BLV472

New P/N: 4012

BAOLONG OLD P/N	BLV465
SCHRADER OLD P/N	N/A
SCHRADER NEW P/N	N/A
DESCRIPTION	Snap-in valve for Huf IntelliSens
MODEL	N/A
SCREW TORQUE	4.0 Nm




BLV465


TPMS Service Kits for BAOLONG-HUF Sensors

TPMS Service Kits for BAOLONG-HUF Sensors


BAOLONG-HUF




ASSEMBLY INSTRUCTION
Please make sure that the larger diameter of the rubber grommet face toward the sensor during installation.



BAOLONG-HUF


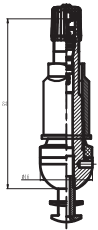


ASSEMBLY INSTRUCTION
Please make sure that the larger diameter of the rubber grommet face toward the sensor during installation.
Please use correct torque when install the screw and the nut.



New P/N: 4013

BAOLONG OLD P/N	QYV480A-1
SCHRADER OLD P/N	N/A
SCHRADER NEW P/N	N/A
DESCRIPTION	Clamp-in aluminum valve for Baolong TPMS
MODEL	Tesla
NUT TORQUE	5.0 Nm
SCREW TORQUE	4.0 Nm

QYV480A-1


New P/N: 4015

BAOLONG OLD P/N	BLV717-1
SCHRADER OLD P/N	N/A
SCHRADER NEW P/N	N/A
DESCRIPTION	Clamp-in aluminum valve for Baolong C and D structure
MODEL	BYD,Chery,Dongfeng,FAW,Geely,SGMW
NUT TORQUE	5.0 Nm
SCREW TORQUE	4.0 Nm





BLV717-1


BAOLONG-HUF




ASSEMBLY INSTRUCTION
Please make sure that the larger diameter of the rubber grommet face toward the sensor during installation.
Please use correct torque when install the screw and the nut.



BAOLONG-HUF


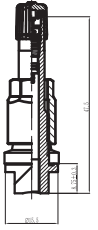


ASSEMBLY INSTRUCTION
Please note the brass end shape of the rubber valve stem match the sensor housing during installation. The recommended installation torque of the screw is 1.4 Nm.



New P/N: 4014



BAOLONG OLD P/N	QYV480C-1
SCHRADER OLD P/N	N/A
SCHRADER NEW P/N	N/A
DESCRIPTION	Clamp-in aluminum valve for Baolong X structure
MODEL	Changan,FAW
NUT TORQUE	5.0 Nm
SCREW TORQUE	4.0 Nm

QYV480C-1

New P/N: 4016

BAOLONG OLD P/N	BLV440
SCHRADER OLD P/N	N/A
SCHRADER NEW P/N	N/A
DESCRIPTION	Snap-in valve for Baolong C and D structure
MODEL	SAIC,Xiali
NUT TORQUE	N/A
SCREW TORQUE	1.4 Nm

BLV440

TPMS Service Kits for PACIFIC Sensors

TPMS Service Kits for PACIFIC Sensors

GEN 1/2/3/4



ASSEMBLY INSTRUCTION

Please make sure that the larger diameter of the rubber grommet face toward the sensor during installation.



New P/N: 5001


BAOLONG OLD P/N	TPMSRFAN
SCHRADER OLD P/N	20032, 20031
SCHRADER NEW P/N	N/A
DESCRIPTION	Service kit for Pacific Gen 1/2/3/4
MODEL	Infiniti, Lexus, Nissan, Peugeot, Subaru, Toyota
NUT TORQUE	4.0 Nm



BLHN44A

New P/N: 5002

BAOLONG OLD P/N	TPMSRFAH
SCHRADER OLD P/N	20014
SCHRADER NEW P/N	N/A
DESCRIPTION	Service kit for Pacific Gen 1/2/3/4
MODEL	Toyota
NUT TORQUE	4.0 Nm



BLHN66



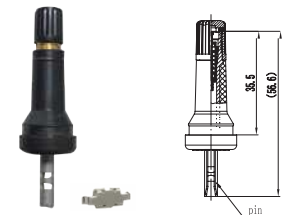
ASSEMBLY INSTRUCTION

Please make sure that the rubber valve is locked on the sensor housing after installation.



New P/N: 5003

BAOLONG OLD P/N	BLV442
SCHRADER OLD P/N	N/A
SCHRADER NEW P/N	N/A
DESCRIPTION	Snap-in valve for Pacific Snap-in sensor
MODEL	Nissan
NUT TORQUE	N/A
SCREW TORQUE	clip-in




BLV442



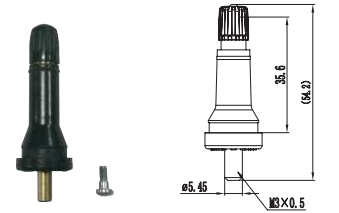
ASSEMBLY INSTRUCTION

Please note the brass end shape of the rubber valve stem match the sensor housing during installation. The recommend installation torque of the screw is 1.4Nm.



New P/N: 5010

BAOLONG OLD P/N	BLV466
SCHRADER OLD P/N	N/A
SCHRADER NEW P/N	N/A
DESCRIPTION	TPMS snap-in valves for Pacific new sensors
MODEL	Toyota
NUT TORQUE	N/A
SCREW TORQUE	1.4Nm




BLV466



ASSEMBLY INSTRUCTION

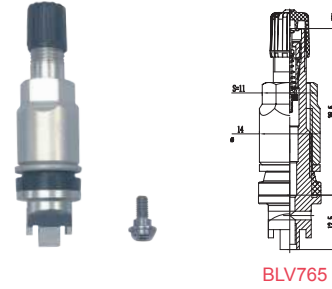
Please note the brass end shape of the rubber valve stem match the sensor housing during installation. The recommend installation torque of the screw is 1.4Nm.



TPMS Service Kits for PACIFIC Sensors

New P/N: 5011

BAOLONG OLD P/N	BLV765
SCHRADER OLD P/N	N/A
SCHRADER NEW P/N	N/A
DESCRIPTION	TPMS snap-in valves for Pacific new sensors
MODEL	Nissan, Toyota
NUT TORQUE	N/A
SCREW TORQUE	4.0 Nm



BLV765

TPMS Service Kits for TRW Sensors

GEN 1



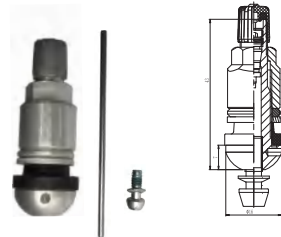
ASSEMBLY INSTRUCTION

Please refer to the assembly instruction of Huf sensors on page8.



New P/N: 5004

BAOLONG OLD P/N	BLV497
SCHRADER OLD P/N	65731-67
SCHRADER NEW P/N	N/A
DESCRIPTION	Clamp-in aluminum valve for TRW Gen 1
MODEL	Hyundai, Kia
NUT TORQUE	4.0 Nm
SCREW TORQUE	4.0 Nm



BLV497


TPMS Service Kits for TRW Sensors

GEN 2/3



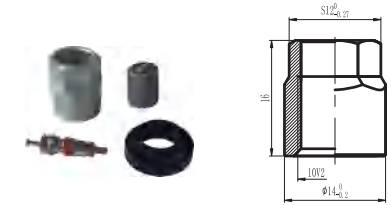
ASSEMBLY INSTRUCTION

Please make sure that the larger diameter of the rubber grommet face toward the sensor during installation.



New P/N: 5005

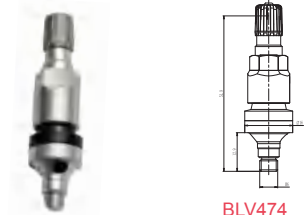
BAOLONG OLD P/N	TPMSRFAT
SCHRADER OLD P/N	20022, 20019
SCHRADER NEW P/N	N/A
DESCRIPTION	Service kit for TRW Gen 2/3
MODEL	Acura, Honda, Hyundai, Kia
NUT TORQUE	N/A



BLHN43

New P/N: 5006

Baolong old P/N	BLV474
Schrader old P/N	N/A
Schrader new P/N	N/A
Description	Clamp-in aluminum valve for TRW Gen 2/3
Model	Hyundai, Kia
Nut torque	4.0 Nm



BLV474

GEN 4



ASSEMBLY INSTRUCTION

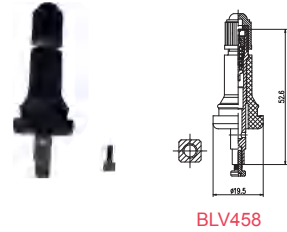
Please note the brass end shape of the rubber valve stem match the sensor housing during installation. The recommended installation torque of screw is 1.4Nm.



TPMS Service Kits for TRW Sensors

New P/N: 5007

Baolong old P/N	BLV458
Schrader old P/N	20635
Schrader new P/N	N/A
Description	Snap-in valve for TRW Gen 4
Model	Dodge, Jeep
Nut torque	1.4 Nm



BLV458

TPMS Service Kits for LEAR Sensors

GEN 4



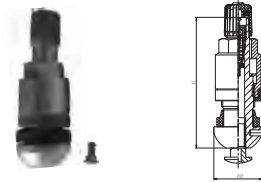
ASSEMBLY INSTRUCTION

Please refer to the assembly instruction of Huf sensor on page 8.



New P/N: 5008

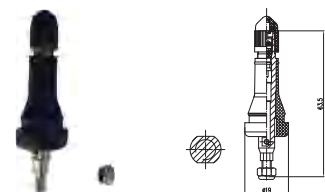
Baolong old P/N	BLV472
Schrader old P/N	N/A
Schrader new P/N	N/A
Description	Clamp-in aluminum valve L=43mm for Lear clamp-in
Model	Hyundai, Kia
Nut torque	4.0 Nm



BLV472

New P/N: 5009

Baolong old P/N	BLV462
Schrader old P/N	N/A
Schrader new P/N	N/A
Description	Snap-in valve for Lear snap-in
Model	Hyundai
Nut torque	N/A



BLV462

TPMS Service Kits for CUB Uni-Sensors

GEN 4



ASSEMBLY INSTRUCTION

Please make sure that the larger diameter of the rubber grommet face toward the sensor during installation.



New P/N: 6001

Baolong old P/N	TPMSRFBA
Schrader old P/N	N/A
Schrader new P/N	N/A
Description	Service kit for CUB Uni-Sensor
Model	N/A
Nut torque	4.0 Nm



BLH9AL

New P/N: 6002

Baolong old P/N	BLV718
Schrader old P/N	N/A
Schrader new P/N	N/A
Description	Clamp-in aluminum valve for CUB Uni-Sensor
Model	N/A
Nut torque	4.0 Nm



BLV718

New P/N: 6003

Baolong old P/N	BLV718 black
Schrader old P/N	N/A
Schrader new P/N	N/A
Description	Clamp-in aluminum valve black for CUB Uni-Sensor
Model	N/A
Nut torque	4.0 Nm

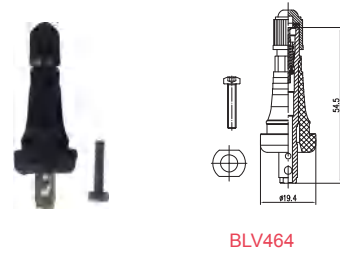


BLV718

TPMS Service Kits for CUB Uni-Sensors

New P/N: 6004

Baolong old P/N	BLV464
Schrader old P/N	N/A
Schrader new P/N	N/A
Description	Snap-in valve for CUB Uni-Sensor
Model	N/A
Nut torque	1.4 Nm



BLV464

TPMS Service Kits for Alligator Sens.It



ASSEMBLY INSTRUCTION

Please refer to the assembly instruction of Huf sensor on page 8.



New P/N: 6005

Baolong old P/N	BLV497
Schrader old P/N	N/A
Schrader new P/N	N/A
Description	Clamp-in aluminum valve for Alligator Sens.It
Model	N/A
Nut torque	4.0 Nm
Screw torque	4.0 Nm



BLV497

New P/N: 6006

Baolong old P/N	BLV463
Schrader old P/N	N/A
Schrader new P/N	N/A
Description	Snap-in valve with clip-pin for Alligator Sens.It
Model	N/A




BLV463

TPMS Service Kits for Hamaton T-PRO Sensors



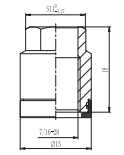
ASSEMBLY INSTRUCTION

Please make sure that the larger diameter of the rubber grommet face toward the sensee during installation.



New P/N: 6007

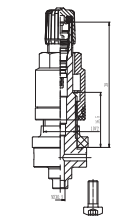
Baolong old P/N	TPMSRFBB
Schrader old P/N	N/A
Schrader new P/N	N/A
Description	Service kit for Hamaton T-PRO/UNI-PRO
Model	N/A
Nut torque	4.0 Nm



BLHN90

New P/N: 6008

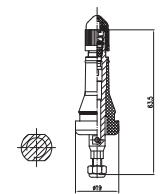
Baolong old P/N	BLV719
Schrader old P/N	N/A
Schrader new P/N	N/A
Description	Aluminium valve for Hamaton T-PRO/UNI-PRO
Model	N/A
Nut torque	4.0 Nm
Screw torque	1.4 Nm



BLV719

New P/N: 6009

Baolong old P/N	BLV462
Schrader old P/N	N/A
Schrader new P/N	N/A
Description	Snap-in valve for Hamaton T-PRO/UNI-PRO
Model	N/A
Nut torque	1.4 Nm

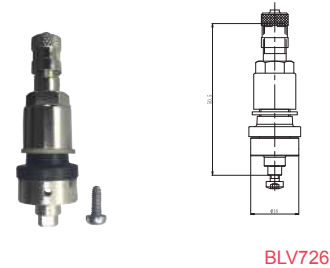


BLV462

TPMS Service Kits for Hamaton T-PRO Sensors

New P/N: 6010

Baolong old P/N	BLV726
Schrader old P/N	N/A
Schrader new P/N	N/A
Description	Clamp-in brass valve for Hamaton T T-PRO/EU-PRO
Model	N/A
Nut torque	4.0 Nm
Screw torque	1.4 Nm



BLV726

TPMS Service Kits for Sysgration Sensors



ASSEMBLY INSTRUCTION

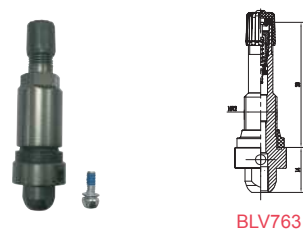
Please make sure that the larger diameter of the rubber grommet face toward the sensor during installation.

Please use correct torque when install the screw and the nut.



New P/N: 6011

Baolong old P/N	BLV763
Schrader old P/N	N/A
Schrader new P/N	N/A
Description	TPMS clamp-in valves for Sysgration sensors
Model	Tesla
Nut torque	4.0 Nm



BLV763

TPMS Starter Kits

Shanghai Baolong Automotive Corporation provides TPMS starter kit with wide assortment of popular TPMS service kits & valves in the market, which covers the replacement demand for most TPMS sensors in the market. All TPMS service kits & valves can be packed in customized heat sealed bags. Besides the 4x4 starter kit box, 3x6 starter kit box is also available upon requirement.

- 88 Service Kits
- 8 clamp-in valves
- 4 snap-in valves
- 25 nickel plated valve cores
- 25 nickel plated valve caps



Tubeless Rubber Valves

Snap-in Tubeless Rubber Valves

OEM Quality
Cold, Heat and Ozone Resistant
No Tire Change without Valve Change

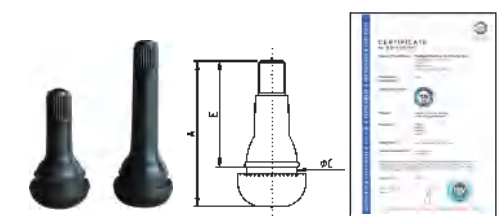
Snap-in Tubeless Tire Valves

Generally used for Passenger Car, Trailers and Light Trucks
 For use to 65PSI / 4.5 Bar cold inflation pressure maximum
 Recommended maximum rim thickness at rim hole is. 156"/4mm.

No.	Part No.	ETRTO	Rim Hole	A	C	E
1	TR413	V2.03.1	.453"/11.3mm	42.5	15	32
2	TR414	V2.03.2	.453"/11.3mm	48.5	15	38
3	TR414L	V2.03.8	.453"/11.3mm	56.5	15	46
4	TR418	V2.03.4	.453"/11.3mm	61.5	15	51
5	TR423	-	.453"/11.3mm	74	15	63.5
6	TR429	V2.03.9	8.8mm	59	11	49.5



TR413 TR414 TR414L TR418 TR423 TR429



TR415 TR425

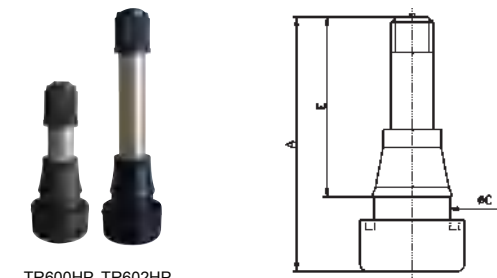
Product Certificate

No.	Part No.	ETRTO	Rim Hole	A	C	E
1	TR415	V2.03.3	.625"/15.7mm	42.5	19.2	32
2	TR425	-	.625"/15.7mm	61.5	19.2	51

Snap-in Tubeless Valves for High Pressure Application

Ideal for light trucks
 For use to 80PSI / 5.5Bar cold inflation pressure maximum
 Recommended maximum rim thickness at rim hole is. 205"/5.2mm.

No.	Part No.	Rim Hole	A	C	E
1	TR600HP	.453"/11.3mm	44	12	32
2	TR602HP	.453"/11.3mm	63	12	51
3	TR801HP	.625"/15.7mm	48	17	33
4	TR802HP	.625"/15.7mm	66	17	51



TR600HP TR602HP

Optional Cores & Caps for Snap-ins

Part	Part No.	Description
Core	TRC1-HT	Nickel plated short core, red sealing
	TRC1-HT	Brass finish short core, red sealing
Core	TRVC8	Long plastic dust cap
	TRVC8-S	Short plastic dust cap
	TRVC3-S	Short metal dome sealing cap
	BLVC22	Plastic sealing cap



TR413 with short plastic cap

Tubeless Rubber Valves

Chrome Sleeved Snap-in Tubeless Tire Valves

No.	Part No.	Cap	Sleeve
1	TR412C	BLVC12	412CS
2	TR413C	BLVC12	413CS
3	TR414C	BLVC12	414CS
4	TR418C	BLVC12	418CS
5	TR415C	BLVC12	415CS



No.	Part No.	Cap	Sleeve
1	TR412C-L	BLVC12	412CS-L
1	TR413C-L	BLVC12	413CS-L
2	TR414C-L	BLVC12	414CS-L
3	TR418C-L	BLVC12	418CS-L
4	TR415C-L	BLVC12	415CS-L
5	TR600HP-CL	BLVC12	600HP-CSL



Optional valve caps for chrome sleeved snap-ins



Different appearance with various kinds of caps

TR414C-L + BLVC13
TR414C-L + BLVC15
TR414C-L + BLVC12
TR600HP-CL + BLVC12



TR414C-L + BLVC13
TR414C-L + BLVC15

TR412

Snap-in valves for motorcycles, rally vehicles and industrial vehicles

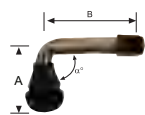
ETRTO: V2.03.6

Rim Hole: .453" / 11.3mm

Parts	Part No.
Core	TRC1-HT
Cap	TRVC8



Part No.	TR412L
A	32.5
B	30
α°	90
Core	TRC1-HT
Cap	TRVC8
Rim Hole	.453" / 11.3mm




TR438

Snap-in valves

Rim Hole: 8.8 mm

Parts	Part No.
Core	TRC1-HT
Cap	TRVC3-SA



BLV401

Snap-in valves for scooter

Rim Hole: 8.8 mm

Parts	Part No.
Core	TRC1-HT
Cap	TRVC8



Tubeless Brass Valves

Metal Clamp-in Valves

For tubeless tires on passenger cars, it is strongly recommended that for speed > 210km/h and where the valve is deflected by centrifugal force through an angle greater than 25 degree, metal clamp-in valves should be used. Applied to maximum cold inflation pressure of 130 Psi/Bar.

Invisible Valves

One set includes four invisible valves
One adapter and two spare caps

No.	Part No.	Rim Hole	Description
1	HV001	11.3mm	Invisible valve
2	HV001K	-	Adapter of HV001
3	HV001C	-	Cap of HV001



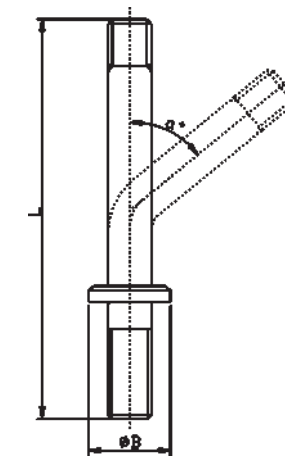
Inner Mounted Tubeless Tire Valves (Chrome-Plated)

Special valves to fit "Enkei" OE and after customized wheels.

No.	Part No.	Rim Hole	L	B	α°
1	VIM638	.453"/11.3mm	38	16	-
2	VIM657	.453"/11.3mm	57	16	-
3	VIM651-45	.453"/11.3mm	51	16	45
4	VIM662-90	.453"/11.3mm	62	16	90
5	VIM677-90	.453"/11.3mm	77	16	90



No.	Part No.	Rim Hole	L	B	α°
1	VIM433	.453"/11.3mm	33	14	-
2	VIM443	.453"/11.3mm	43	14	-
3	VIM448	.453"/11.3mm	48	14	-
4	VIM453	.453"/11.3mm	53	14	-
5	VIM470-90	.453"/11.3mm	70	14	90



No.	Part No.	Rim Hole	L	B	α°
1	VIM140	6mm	39.5	11	-
2	VIM140S	6mm	30.5	11	-
3	VIM150-45	6mm	50	11	45
4	VIM171-65	6mm	71	11	65
5	VIM171-90	6mm	71	11	90



Tubeless Brass Valves

Optional Caps:



BLV318

Most of parts are originally for Japanese vehicles Chrome plated, 90° angle type, inner mounted tubeless valve for .453"/11.3mm rim hole.




High Performance Tubeless Tire Valves (Nickel-Plated)



Recommended torque at installation: 25-45 inch-pounds / 3-5Nm

No.	Part No.	ETRTO	Rim Hole	L	Grommet	Washer	Nut	Core	Cap
1	TR416	-	.625"/15.7mm	36.5	TRRG39	TRRW13			
2	TR416-2	-	.453" & 625"	36.5	TRRG39 TRRG54	TRRW13			
3	TR416L-2	-	.453" & 625"	55.5	TRRG39 TRRG54	TRRW13	TRHN4	TRC1-HT	TRVC3 or TRVC3-S
4	TR416-2-S	-	.453" & 625"	33.5	TRRG39 TRRG54	TRRW13			
5	TR416S	V2.05.1	.453"/11.3mm	36.5	TRRG54	TRRW15			

OEM Valves



* Nickel plated

No.	Part No.	L	Washer	Nut	Cap	Core	Grommet	Rim Hole
1	TR416SC	36.4	TRRW8C	TRHN4				
2	TR416SD	36.4	TRRW15C*		BLVC11*			
3	TR416LC	55.8	TRRW15C*	TRHN4*		TRC1-HT	TRRG54	.453"/11.3mm
4	TR416LA	55.8	TRRW15C*					
5	TR416BA	-	TRRW8C*		TRVC12B			

Tubeless Brass Valves

High Performance Tubeless Tire Valves

Special Valve for Outer Ford F-350 Aluminum Wheels

Part No.	TR416LS
Grommet	TRRG54
Washer	TRRW15C*
Nut	TRHN4*
Core	TRC1-HT
Cap	TRVC12B
Length	37



Special Valve for Outer Ford F-350 Aluminum Wheels

Part No.	TR416SA
Grommet	TRRG54
Washer	TRRW8C
Nut	TRHN4
Core	TRC1-HT
Cap	TRVC12A
Length	36.4



TR416B

* Nickel plated

Part No.	TR416B
Grommet	BLRG6 BLRG8
Washer	TRRW8
Nut	TRHN4
Core	TRC1-HT
Cap	BLVC14 / BLVC12

Chrome finish, fitted with two grommets for .453" / 11.3mm and .625" / 15.7mm rim holes to user's option



Recommended torque at installation: 25-45 inch-pounds / 3-5Nm

TR416B Optional

Tubeless Brass Valves

High Performance Tubeless Tire Valves

Remomended torque at installation: 3-5Nm / 25-45 inch-pounds

EV42NI

Nickel plated, total length: 42 mm, with special long nut 14 mm hex and 16 mm length

Part No.	EV42NI
Rim Hole	.453" / 11.3mm
Grommet	BLRG9
Washer	TRRW15
Nut	BLHN7
Core	TRC1-HT
Cap	TRVC3-S



EV42S-NI

Nickel plated, total length: 42 mm, with special short nut 14 mm hex and 8 mm length

Part No.	EV42S-NI
Rim Hole	.453" / 11.3mm
Grommet	BLRG9
Washer	TRRW15
Nut	BLHN6
Core	TRC1-HT
Cap	TRVC3-S



EV42NI-N

Nickel plated, total length: 42 mm, with special long nut 11mm hex and 16mm length
Improved version, with Nylon washer to protect rims

Part No.	EV42NI-N
Rim Hole	.453" / 11.3mm
Grommet	BLRG9
Washer	TRRW15 BLRW20
Nut	BLHN9
Core	TRC1-HT
Cap	TRVC3-S



EV42NI-F

Nickel plated, total length: 42 mm, with special long nut 14 mm hex and 8 mm length
Slotted flat bottom

Part No.	EV42NI-F
Rim Hole	.453" / 11.3mm
Grommet	TRRG54
Washer	TRRW15
Nut	BLHN9
Core	TRC1-HT
Cap	TRVC3-S



EV37NI

Nickel plated, total length: 37 mm, with special short nut 14 mm hex and 8mm length

Part No.	EV37NI
Rim Hole	.453" / 11.3mm
Grommet	BLRG9
Washer	TRRW15
Nut	BLHN6
Core	TRC1-HT
Cap	TRVC3-S



EV37NI-N

Nickel plated, total length: 37mm, with special long nut 11 mm hex and 16 mm length
Slotted flat bottom

Part No.	EV37NI-N
Rim Hole	.453" / 11.3mm
Grommet	TRRG54
Washer	TRRG54
Nut	TRRW15
Core	TRC1-HT
Cap	TRVC3-S



Tubeless Brass Valves

High Performance Tubeless Tire Valves

BLV416D

Special valves for Ford F-series trucks with outer steel wheels. With double sealing cap, 1.25" effective length

Part No.	BLV416D
Rim Hole	.453" / 11.3mm
Grommet	TRRG54
Washer	TRRW8
Nut	TRHN4
Core	TRC1-HT
Cap	TRVC12A



BLV416-20

Special valves for Ford F-series trucks with inner dual wheels. With inner dual wheels. With double sealing cap.

Part No.	BLV416-20
Rim Hole	.453" / 11.3mm
Grommet	TRRG54
Washer	TRRW8
Nut	TRHN4
Core	TRC1-HT
Cap	TRVC12A



BLV421


Special valves for outer Ford F-series aluminum wheels

Part No.	BLV421	
Rim Hole	.453" / 11.3mm	.453" / 11.3mm
Grommet	TRRG54	TRRG54
Washer	BLRW29	TRRW29
Nut	BLHN28	TRHN28
Core	TRC1-HT	TRC1-HT
Cap	BLVC14	TRVC12C



No.	Part No.	A	Grommet	Washer	Nut	Core	Cap
1	BL26MS8.3	26	BLRG11	BLRW6	BLHN29	TRC1-HT	TRVC3-S
2	BL34MS8.3	34	BLRG11	BLRW6	BLHN19	TRC1-HT	TRVC3-S
3	BL39MS8.3	39	BLRG11	BLRW6	BLHN8	TRC1-HT	TRVC3-S

For 8.3mm rim hole
Recommended torque at installation: 3-5 Nm / 25-45 inch-pounds



Tubeless Brass Valves

High Performance Tubeless Tire Valves

V2.04.1

Nickel plated Valves, 11.3mm rim hole

Part No.	V2.04.1
Rim Hole	.453" / 11.3mm
Total Length	35mm
O-ring	V9.11.7
Nut	V9.07.1
Core	TRC1-HT
Cap	TRVC3-S



Recommended torque at installation: 9-14 Nm / 80-125 inch-pounds

V2.05.2

Nickel plated Valves, 15.7mm rim hole

Part No.	V2.05.2
Rim Hole	.625" / 15.7mm
Total Length	39.5mm
Grommet	V9.01.8
Washer	V9.01.4
Nut	V9.08.2
Core	TRC1-HT
Cap	TRVC3-S



Recommended torque at installation: 3-5 Nm / 25-45 inch-pounds

BLV408

Nickel plated Valves, 11.3mm rim hole

Part No.	BLV408
Rim Hole	.453" / 11.3mm
Grommet	BLRG34
Washer	BLRW28
Nut	BLHN28
Core	TRC1-HT
Cap	BLVC24



BLV411

Nickel plated Valves, 8.3mm rim hole

Part No.	BLV411
Rim Hole	8.3mm
Grommet	BLV411.04
Washer	BLV411.02 BLV411.03
Nut	BLHN19
Core	TRC1-HT
Cap	TRVC3-S



TR430A

Metal clamp-in valves
Finish: Nickel Plated

Part No.	TR430A
Rim Hole	.327"-.339" / 8.3-8.6mm
Grommet	TRRG59
Washer	TRRW12
Nut	TRHN2
Core	TRVC1-HT
Cap	TRVC3



TR435

Metal clamp-in valves
Finish: Nickel Plated

Part No.	TR435
Rim Hole	.453" / 11.3mm
Grommet	TRRG54
Washer	TRRW8
Nut	TRHN4
Core	TRVC1-HT
Cap	TRVC3-S



TR417

Designed to fit unusual rim hole conditions of '66-'78
Tornado & Eldorado disc wheels. Used for rim hole .453" / 11.3mm



Tubeless Brass Valves

Tubeless Metal Clamp-in Valves for Truck and Bus

For drop center rims
Recommended torque at installation: 35-55/ inch-pounds /4-6Nm

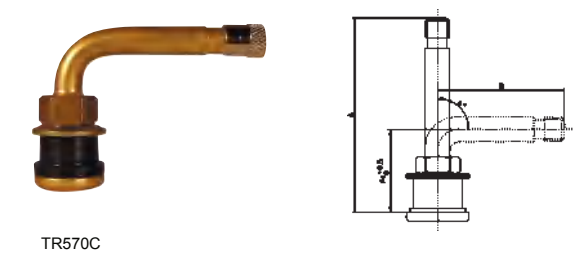
No.	Part No.	ETRTO	A
1	TR500	V3.21.3	51
2	TR501	V3.21.2	38
3	TR570	V3.21.4	80
4	TR571	V3.21.5	86
5	TR572	V3.21.6	95
6	TR573	V3.21.7	111
7	TR574	V3.21.8	127
8	TR575	V3.21.1	29



Rim Hole	Grommet	Washer	**Nut	Core	Cap
.625" / 15.7mm	TRRG15	TRRW8	TRHN13	TRC1-HT	TRVC3

**Nut for TR575 is TRHN4.

No.	Part No.	ETRTO	A1	B	α°
1	TR500-23	-	26	26	23
2	TR570C	V3.21.9	33	51	90
3	TR571C	V3.21.10	33	58	90
4	TR572C	V3.21.11	33	67	90
5	TR572-12	-	41	54	12
6	TR573C	V3.21.12	33	83	90
7	TR573-25	-	57	54	25



**Various bend angles available upon request

BLV301

Part No.	BLV301
Rim Hole	.453" / 11.3mm
Finish	Nickel Plated
Grommet	BLRG12 BLRG13
Washer	BLRW7
Nut	TRHN4
Core	TRC1-HT
Cap	TRVC3-S



BLV570P

Rim hole plug to seal .625" / 15.7mm rim hole
when relocating valve



Tubeless Brass Valves

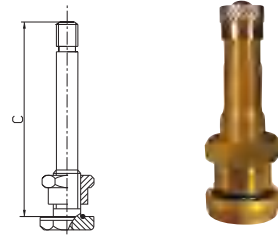
Tubeless Brass Valves

European Style O-Ring Seal Clamp-in Brass Valves

For wheels with wide base rims 15° tapered
Recommended torque at installation: 12-15Nm / 105-130 inch-pounds

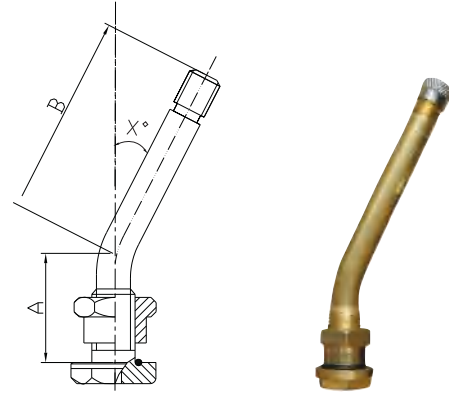
Straight Type

No.	Part No.	C
1	V3.20.1	36
2	V3.20.3	82
3	90MS9.7	85



Single Bend Type

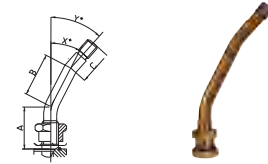
No.	Part No.	A	B	X°
1	V3.20.2	30	60	17.5
2	V3.20.4	25	60	27
3	90MS9.7-35	25	60	35
4	V3.20.5	25	40	27
5	110MS9.7-27	25	80	27
6	V3.20.6	25	85	27
7	115MS9.7-35	25	85	35
8	V3.20.7	25	50	27
9	V3.20.8	29	85	12
10	V3.20.10	50	25	27
11	V3.20.12	25	70	27
12	170MS9.7-27	25	140	27



Double Bend Type

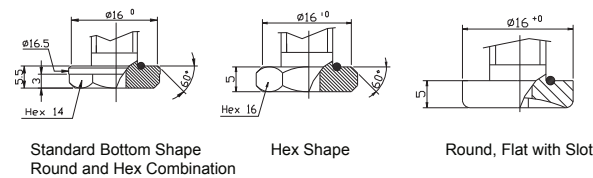
No.	Part No.	A	B	C	X°	Y°
1	V3.20.11	25	45	25	27	42
2	133MS	41	22	65	27	13

Various lengths are available upon request.



Optional Shapes of Bottoms

Rim Hole	O-Ring	Nut	Core	Cap
.382"-.394" 9.7-10mm	V9.11.5	V9.07.2	TRC1-HT	TRVC3-S



Oval Rim Hole Valve

Converts 16 x 6kS 750-16GM
Rims to Tubeless. This valve can be used only with 16" tubeless tire

Part No.	TR501-OV
Rim Hole	.625"X .875" Oval
Grommet	BLRG10
Washer	BLRW9 BLRW10
Nut	TRHN13
Core	TRC1-HT
Cap	TRVC3




Tubeless Nickel Plated O-Ring Seal Clamp-in Valves

For Alcoa aluminum truck wheels
Recommended torque at installation: 80-125 inch-pounds / 9-14Nm

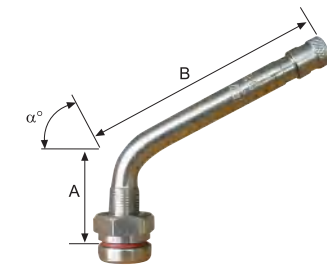
Straight Type

No.	Part No.	A
1	TR542	32
2	TR543	59
3	TR544	73
4	TR545	89
5	TR546	108



Bend Type

No.	Part No.	A	B	a°
1	TR543C	24	35	45
2	TR543D	25	35	60
3	TR543E	25	35	75
4	TR544D	25	49	60
5	TR544E	25	49	75
6	TR545B	25	55.8	26
7	TR545-36	25	66	36
8	TR545D	25	66	60
9	TR545E	25	66	75
10	TR546B	25	85	26
11	TR546-36	25	85	36
12	TR546D	25	85	60
13	TR546E	25	85	75
14	TR546G	25	85	105
15	TR547D	25	96	60



Rim Hole	O-Ring	Nut	Core	Cap
.382"-.394"	TRRG60	TRHN21	TRC1-HT	TRVC3


**Hex nut for TR543C is TRHN22.

Tubeless Brass Valves

Tubeless Nickel Plated Clamp-in Valves

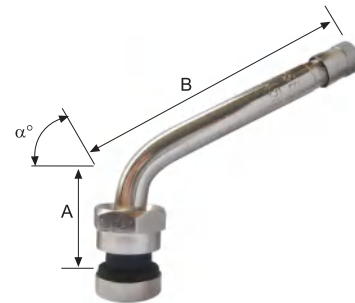
Straight Type

No.	Part No.	B
1	TR552	32
2	TR553	59
3	TR554	73
4	TR555	89
5	TR556	108



Bend Type

No.	Part No.	A	B	a°
1	TR553C	24	35	45
2	TR553D	25	35	60
3	TR553E	25	35	70
4	TR554C	25	49	45
5	TR554D	25	49	60
6	TR555D	25	66	60
7	TR555E	25	66	75
8	TR556-36	25	85	36
9	TR556D	25	85	60
10	TR556E	25	85	75
11	TR556G	25	85	105
12	TR557D	25	96	60

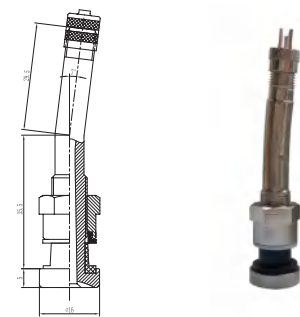


Rim Hole	O-Ring	Nut	Core	Cap
.382" -.394" 9.7-10mm	TRRG70	TRHN22	TRC1-HT	TRVC3

BL70MS-7

Clamp-in valves for new Alcoa wheels

Part No.	BL70MS-7
Rim Hole	9.7mm
Grommet	TRRG70
Washer	BLRW51
Nut	BLHN41
Core	TRC1-HT
Cap	TRVC2/TRVC3-V



Tubeless Brass Valves

Tubeless Clamp-in Valves for Drop Center Aluminum Disc Wheels

Recommended torque at installation: 100-125 inch-pounds / 11-14Nm

No.	Part No.	A
1	TR509	4.75" / 121mm
2	TR510	5.50" / 140mm
3	TR511	4.25" / 108mm



Rim Hole	O-Ring	Nut	Core	Cap
.625" / 15.7mm	TRRG46	TRHN17	TRC1-HT	TRVC3

Clamp-in Valves with O-Ring Seal

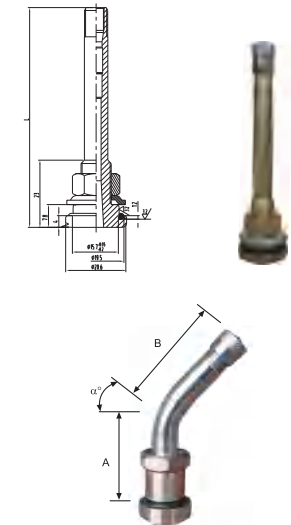
Clamp-in valve for truck & bus with high temp. O-ring

No.	Part No.	L
1	BLV302	84
2	BLV303	100

Rim Hole	O-Ring	Washer	Nut	Core	Cap
.625" / 15.7mm	BLRG61	BLRW14	TRHN13	TRC1-HT	TRVC3

No.	Part No	ETRTO	A	B	a°
1	V3.22.1	V3.22.1	25	28	45

Rim Hole	O-Ring	Nut	Core	Cap
.382" -.394" 9.7-10mm	V9.11.5	BLHN10	TRC1-HT	TRVC3-S



V3.22.1 (58MS9.7-45)

For disc-wheels of Mercedes(Actros), Scania, Man, Volvo... With steel nuts color zinc plated. Recommended torque at installation: 105-130 inch-pounds/12-15Nm.

Bottom Shapes



Standard Sphere shape



Optional Flat bottom with slot

Tank Valves

For charging pressure tanks or compressed air chambers. Have NPT male threads. Complete with valve cores and caps. Other styles and sizes also available.

No.	Part No.	TRA	Description
1	BLTV1	TRT1-1	Total length 0.91" /23mm, 1/8" NPT
2	BLTV2	-	Total length 1.31" /33mm, 1/8" NPT
3	BLTV3	-	Total length 1.31" /33mm, 1/4" NPT



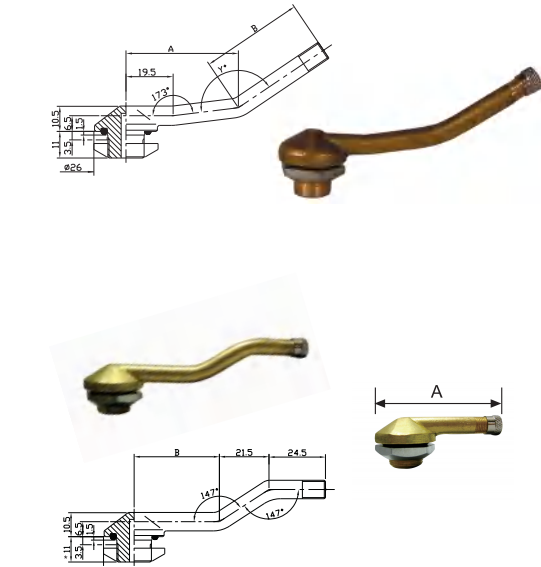
Tubeless Brass Valves

European Style Clamp-in Valves for Truck and Bus

Recommended torque at installation: 25-31 Nm / 220-275 inch-pounds
 One-piece type, for wheels with wide base rims 15° tapered and rim hole on tire side, flat countersunk, at least dia 220-275 inch-pounds / 25-31Nm

No.	Part No.	A	B	γ°
1	V3.12.1	40	-	-
2	V3.12.2	95	-	-
3	V3.13.1	46.5	42.5	153
4	V3.13.2	30	79	126
5	V3.14.1	-	26	-
6	V3.14.2	-	45	-
7	V3.14.3	-	37	-

Rim Hole	O-Ring	Nut	Core	Cap
.625" / 15.7mm	V9.11.4	V9.13.1	TRC1-HT	TRVC3-S

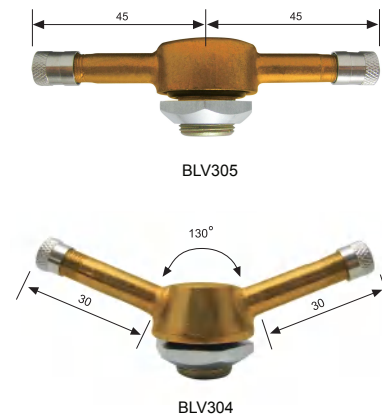


*Optional thread length for nuts could be 14mm

Dual-stem Valves

For wheels with wide base rims 15°, and 15.7mm rim hole. On tireside, flat countersunk, at least dia. 27mm and rim thickness up to 6mm. T type & Y type.

No.	Part No.	Rim Hole	O-Ring	Nut	Core	Cap
1	BLV304	.625" / 15.7mm	V9.11.4	V9.13.1	TRC1-HT	TRVC3-S
2	BLV305	.625" / 15.7mm	V9.11.4	V9.13.1	TRC1-HT	TRVC3-S



BLV305

BLV304

BL3111

Scania valve, with lock screw.

Rim Hole	Grommet	Screw	Core	Cap
.625" / 15.7mm	BLRG14	BLLS9	TRC1-HT	TRVC3-S



BLLS9 Lock Screw

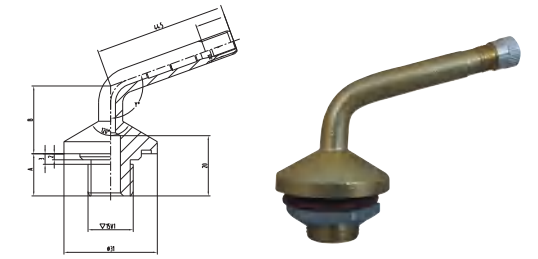
Tubeless Brass Valves

European Style Clamp-in Valves for Truck and Bus

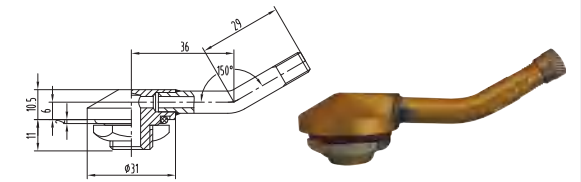
Recommended torque at installation: 25-31 Nm / 220-275 inch-pounds
 For wheels with special flat base rims, valve hole dia. 20.5mm in conjunction with PILOTE"X" tubeless tires. The rim thickness is up to 6mm.

Rim Hole	O-Ring	Nut	Core	Cap
.805" / 20.5mm	V9.11.2	V9.13.1	TRC1-HT	TRVC3-S

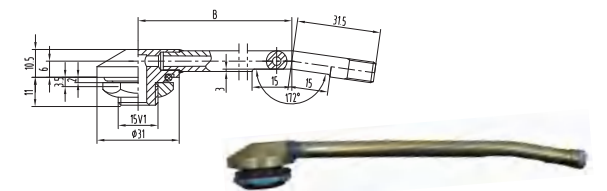
No.	Part No.	A	B	γ°
1	V3.15.1	14	22.5	110
2	V3.15.2	11	15.5	95



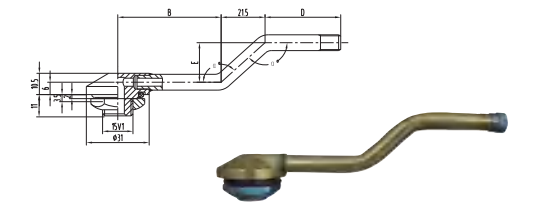
No.	Part No.	A	B	γ°
1	V3.16.1	36	29	150



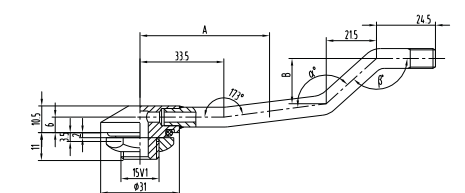
No.	Part No.	A	B	γ°
1	V3.17.1	-	99	-
2	V3.17.2	-	116	-



No.	Part No.	B	D	E	α°
1	V3.18.1	64	24.5	14.5	146
2	V3.18.2	81	24.5	14.5	146
3	V3.18.4	51	37.5	19.5	138
4	V3.18.5	68	37.5	19.5	138



No.	Part No.	A	B	α°	β°
1	V3.19.1	92	14.5	154	147
2	V3.19.2	76	15	152	145
3	V3.19.3	91	10	162	155



Tubeless Brass Valves

Air-Liquid Valves for Agricultural Tractors

Metal Clamp-in Straight Type

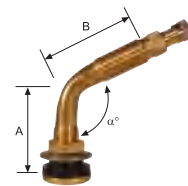
Recommended torque at installation: 45-75 inch-pounds / 5-8.5 Nm

No.	Part No.	ETRTO	A
1	TR618A	V5.01.1	26.5



Metal Clamp-in Bend Type

No.	Part No.	ETRTO	A	B	a°
1	TR621A	V5.02.1	39	54.5	115
2	TR622A	V5.02.2	44.5	94.5	90
2	TR623A	V5.02.3	39	36.5	115

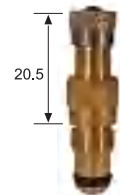


Rim Hole	Grommet	Washer	Nut	Core Housing	Core	Cap
.625" / 15.7mm	TRRG7	TRRW11	TRHN1	TRCH3	TRC1-HT	TRVC3-S

TRCH3

Core housing for air-liquid valves.

O-Ring	TRRG67
Core	TRC1-HT
Cap	TRVC3-S



TRCH1

Core housing for air-liquid valves.

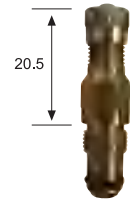
O-Ring	TRRG67
Core	TRC1-HT
Cap	TRVC3-S



TRCH3-O

Core housing with octagon.

O-Ring	TRRG67
Core	TRC1-HT
Cap	TRVC3-S




BLV601

Snap-in type

Rim Hole	.625" / 15.7mm
Core Housing	TRCH3
Core	TRVC1-HT
Cap	TRVC3-S



Low profile tubeless valves offer minimum protrusion above rim hole. Effective length 9/16"/14.3mm.



Part No.	Rim Hole	Finsih	Grommet	Washer	Nut	Core	Cap
BLV602	.453" / 11.3mm	Brass	BLRG20	BLRW16	TRHN4	TRC1-HT	TRVC3
BLV603	.625" / 15.7mm	Brass	BLRG21	BLRW16	TRHN4	TRC1-HT	TRVC3
BLV603-2	.453" / .625"	Brass	BLRG21/BLRG20	BLRW16	TRHN4	TRC1-HT	TRVC3


Tubeless Brass Valves

Large Bore Swivel Tyre Valves

Large bore swivel type tubeless valves for earthmover application
For length over 6" / 152mm, 2 lock nuts TRHN1 are fitted

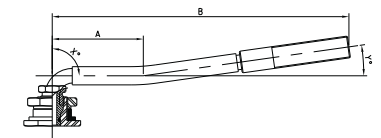
Single Bend Type

No.	Part No.	Stem No.	ETRTO	A	B	a°
1	TRJ650-03	TRJ650-02	V5.04.1	27	79	80
2	TRJ651-03	TRJ651-02	V5.04.2	32	119	90
3	TRJ652-03	TRJ652-02	-	27	140	86
4	TRJ653-03	TRJ653-02	-	27	64	80
5	TRJ654-03	TRJ654-02	-	27	79	60
6	TRJ655-03	TRJ655-02	-	27	79	74
7	TRJ656-03	TRJ656-02	-	67	94	90
8	TRJ657-03	TRJ657-02	-	27	102	80
9	TRJ658-03	TRJ658-02	-	27	140	80
10	TRJ659-03	TRJ659-02	-	48	89	90
11	TRJ660-03	TRJ660-02	-	48	222	90
12	TRJ669-03	TRJ669-02	-	27	64	90



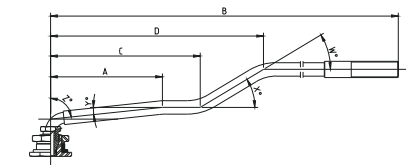
Double Bend Type

No.	Part No.	Stem No.	A	B	x°	y°
1	TRJ661-03	TRJ661-02	48	114	82	8
2	TRJ664-03	TRJ664-02	102	222	90	13
3	TRJ667-03	TRJ667-02	76	191	90	11



Triple Bend and Quadruple Bend Type

No.	Part No.	Stem No.	A	C	D	B	z°	y°	x°	w°
1	TRJ662-03	TRJ662-02	-	114	149	356	90	-	20	20
2	TRJ663-03	TRJ663-02	-	51	152	635	90	-	8	8
3	TRJ665-03	TRJ665-02	-	51	151	813	90	-	13	13
4	TRJ666-03	TRJ666-02	83	111	158	511	84	6	31	31



Rim Hole	Spud	O-Ring	Core	Cap
.812" / 20.5mm	TRSP2	TRRG66	TRC2	TRVC7

TRSP2

ETRTO V5.10.1
Large bore tubeless spud
Recommended torque at installation
175-200 inch-pounds / 20-23Nm



Rim Hole	.812" / 20.5mm	TRJ6XX-03 TRJ6XX-02 + TRSP2
Stem	TRRG22	
Spud	TRHN15	

TRJ670-03

Straight Type

Rim Hole	.812" / 20.5mm
Stem	TRJ670-02 ETRTO V5.03.1
Spud	TRSP2
O-Ring	TRRG66
Core	TRC2
Cap	TRVC7



Tubeless Brass Valves

Tubeless Brass Valves

Michelin Type Screw-on Universal Valves for Truck and Bus

Large Bore Swivel Type Valves Stems

May be used with TRSP2 tubeless spud or TRSP4000 tube spud
For length over 6" / 152mm, 2 lock nuts TRHN1 are fitted



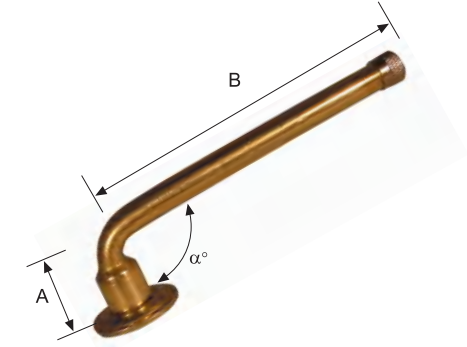
No.	Part No.	Horiz.	Length	O-Ring	Nut	Core	Gap
1	TRJ4000-2.50	2 1/2"	64mm				
2	TRJ4000-4	4"	102mm				
3	TRJ4000-4.50	4 1/2"	114mm				
4	TRJ4000-6	6"	152mm				
5	TRJ4000-7.50	7 1/2"	191mm				
6	TRJ4000-8	8"	203mm				
7	TRJ4000-8.50	8 1/2"	216mm				
8	TRJ4000-9	9"	229mm	TRRG66	TRHN1	TRC2	TRVC7
9	TRJ4000-10	10"	254mm				
10	TRJ4000-20	20"	508mm				
11	TRJ4000-24	24"	610mm				
12	TRJ4000-25.50	25 1/2"	648mm				
13	TRJ4000-28	28"	711mm				
14	TRJ4000-29.50	29 1/2"	749mm				

Various length other than above specifications available upon request

Single Bend Type

Metal Type Screw-on Universal Valves for Truck and Bus

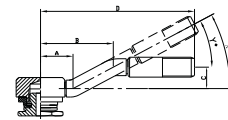
No.	Part No.	A	B	C	D	a°	β°	γ°
1	V3.02.2	22.5	43	-	-	120	-	-
2	V3.02.3	33	44.5	-	-	95	-	-
3	V3.02.5	20.5	47.5	-	-	90	-	-
4	V3.02.7	22.5	71.5	-	-	100	-	-
5	V3.02.8	20.5	89.5	-	-	94	-	-
6	V3.02.9	20.5	99.5	-	-	94	-	-
7	V3.02.10	20.5	115	-	-	94	-	-
8	V3.02.11	20	126	-	-	98	-	-
9	V3.02.12	20.5	132	-	-	94	-	-
10	V3.02.13	20.5	133.5	-	-	90	-	-
11	V3.02.14	20.5	138.5	-	-	94	-	-
12	V3.02.15	20.5	145.5	-	-	94	-	-
13	V3.02.16	20.5	149.5	-	-	90	-	-
14	V3.02.17	20.5	156.5	-	-	90	-	-
15	V3.02.18	22.5	74.5	-	-	90	-	-
16	V3.02.19	20.5	60	-	-	94	-	-
17	V3.02.23	29.5	66.5	-	-	90	-	-
18	V3.02.24	20.5	117	-	-	90	-	-
19	V3.02.27	20	75	-	-	94	-	-



Large Bore Turret Type Valves

Recommended torque at installation: 175-200inch-pounds / 20-23Nm

No.	Part No.	ETRTO	A	B	C	D	X°	Y°
1	TRJ691	V5.09.1	16	-	-	84	18	-
2	TRJ694	-	20	-	-	89	28	-
3	TRJ690	V5.05.1	32	59	14	119	28	28
4	TRJ692	-	32	59	14	119	28	18
5	TRJ693	-	22	43	21	127	45	45
6	TRJ695	-	21	42	25	105	50	50
7	TRJ696	-	27	52	23	108	42	42



TRJ671
Screw-in type valve with 1/4" male pipe thread



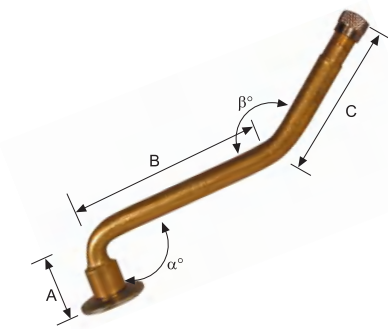
TRLS7
Lock Screw ETRTO:V5.13.1



Rim Hole	Grommet	Nut	Core	Cap
.812" / 20.5mm	TRRG16	TRLS7	TRC2	TRVC7

Double Bend Type

No.	Part No.	A	B	C	D	a°	β°	γ°
20	V3.04.1	20.5	32	37	-	90	138	-
21	V3.04.2	20.5	38	41.5	-	90	153	-
22	V3.04.3	20	59	38.5	-	94	163	-
23	V3.04.4	20	74	40	-	94	144	-
24	V3.04.5	20	76	47.5	-	90	153	-
25	V3.04.6	20	86	47.5	-	90	153	-
26	V3.04.10	20.5	47	53	-	90	154	-
27	V3.04.11	20.5	47	63.5	-	90	154	-
28	V3.04.17	20	65	45	-	90	160	-
29	V3.04.24	20	58	47	-	94	164	-
30	V3.04.26	20	99	42	-	99	189	-



TRCH8

Core housing for large bore valve

Part No.	TRCH8
O-Ring	BLRG35
Core	TRC2
Caps	TRVC7



TRCH16

Core housing, with double O-ring to resist corrosion from calcium chloride solution

Part No.	TRCH16
O-Ring	BLRG35/BLRG36
Core	TRC1-HT
Caps	TRVC3

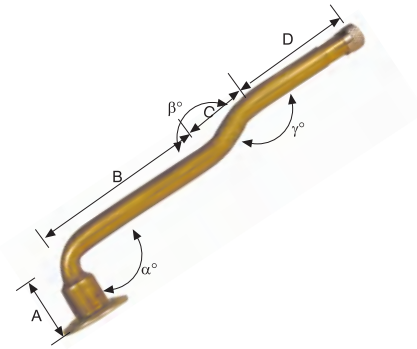


Tubeless Brass Valves

Michelin Type Screw-on Universal Valves for Truck & Bus

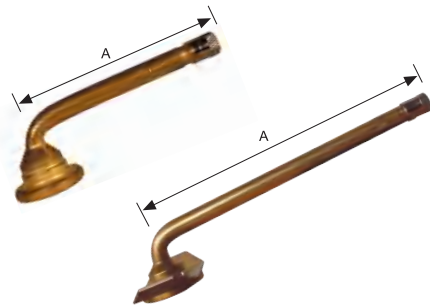
Trigle Bend Type

No.	Part No.	A	B	C	D	α°	β°	γ°
31	V3.06.1	20.5	30.5	19.5	35.5	90	139	139
32	V3.06.2	20.5	44.5	12	37.5	90	125	125
33	V3.06.3	20.5	46	20.5	47.5	90	140	140
34	V3.06.5	20.5	62.5	19.5	49	90	139	139
35	V3.06.6	20	79.5	19.5	37.5	90	139	139
36	V3.02.7	20.5	45.5	18.5	42.5	90	137	137
37	V3.02.8	24.5	61.5	14.5	50.5	94	153	153
38	V3.02.9	20.5	67.5	19.5	54.5	90	139	139
39	V3.02.12	23.5	71.5	19.5	25.5	90	150	150
40	V3.02.14	20	50	13	40	94	153	153
41	V3.02.15	20	60	13	40	94	153	153
42	V3.02.16	20	62	13	50	94	153	153
43	V3.02.17	20	75	13	50	94	153	153



Screw-on Repair Valves

No.	Part No.	**Part No.	A
1	TR1075A	TR1075A-BW	3" / 76 mm
2	TR1076A	TR1076A-BW	3.4" / 85 mm
3	TR1077A	TR1077A-BW	4.1" / 104 mm
4	TR1078A	TR1078A-BW	5" / 127 mm
5	TR1175A	TR1175A-BW	4.5" / 114 mm
6	TR1177A	TR1177A-BW	3.7" / 94 mm
7	TR1178A	TR1178A-BW	5.4" / 135 mm
8	TR1179A	TR1179A-BW	5.6" / 142 mm
9	TR1227A	TR1227A-BW	2" / 50 mm
10	TR1274A	TR1274A-BW	2.4" / 60 mm



Tubeless Aluminum Valves

Aluminum Valves

- * Only plastic or aluminum cap is fitted.
- * Only Nickel plated TRC1-HT can be used.

- Various colored valves to match different color rims
- Light weight
- Anodized treatment to prevent the color fading and protect against the corrosion



BLV436C

QYV480B-1

Part No.	QYV480B-1
Rim Hole	.453" / 11.3mm
O-Ring	BLRG73
Nut	BLRW61
Core	TRHN30-1
Cap	TRC1-HT
Total Length	BLVC72



BLV405

Part No.	BLV405
Rim Hole	8.3mm
O-Ring	V9.11.8
Nut	BLHN12
Core	TRC1-HT
Cap	TRVC3-SA
Total Length	35mm



BLV424

High performance valves for motorcycles. Optional colors are available.

Rim Hole: 8.3mm

Parts	Part No.
O-Ring	V9.11.8
Nut	BLHN47
Core	TRC1-HT
Cap	TRVC3-S



BLV436

Part No.	BLV436
Rim Hole	.453" / 11.3mm
Grommet	BLRG9
Washer	TRRW15 BLRW20
Nut	BLHN9A
Core	TRC1-HT
Cap	TRVC3A
Total Length	42mm



BLV432

Part No.	BLV432
Rim Hole	.453" / 11.3mm
O-Ring	V9.11.7
Nut	V9.07.1A
Core	TRC1-HT
Cap	TRVC3-SA
Total Length	36mm




BLV432A

Part No.	BLV432A
Rim Hole	.453" / 11.3mm
O-Ring	V9.11.7
Nut	BLHN7A
Core	TRC1-HT
Cap	TRVC3-SA
Total Length	36mm




Tubeless Aluminum Valves

No.	Part No.	A	Grommet	Washer	Nut	Core	Cap
1	BLV437	39	BLRG11	BLRW6	BLHN8A	TRC1-HT	TRVC3-SA
2	BLV438	34	BLRG11	BLRW6	BLHN19A	TRC1-HT	TRVC3-SA
3	BLV439	26	BLRG11	BLRW6	BLHN29A	TRC1-HT	TRVC3-SA




BLV402

Part No.	BLV402
Rim Hole	.453" / 11.3mm
Grommet	BLRG34
Washer	BLRW27
Nut	BLHN24
Core	TRC1-HT
Cap	BLVC21
Total Length	43mm



BLV440

Part No.	BLV440
Rim Hole	.625" / 15.7mm
Grommet	BLRG39
Washer	TRRW13
Nut	BLHN4A
Core	TRC1-HT
CAP	TRVC3A
Total Length	36.5mm



Aluminum Valve For Motorcycles

BL25MS8.3

Part No.	BL25MS8.3
Rim Hole	8.3mm



BL25MS11.3


Part No.	BL25MS11.3
Rim Hole	11.3mm




Other Aluminum Valves

Air Conditioning Valve and Aluminum Accessories



Part No.	AS016	AS017	AS020
Length	33.3	35	30
Outer diameter	13	16	13
Application	Low pressure valve body	High pressure valve body	Low pressure valve body
Valve mouth thread	M9X1	M10X1.25	M9X1
Valve core thread	M6X0.75	M6X0.75	M6X0.75
The small end diameter	7	11.3	8
Arc	-	R4.1	-




Part No.	AS021	AS024	AS025
Length	31.5	35	35
Outer diameter	16	16	16
Application	High pressure valve body	Low pressure valve body	High pressure valve body
Valve mouth thread	M10X1.25	M10X1.25	M10X1.25
Valve core thread	M6X0.75	M6X0.75	M6X0.75
The small end diameter	7	11.3	13
Arc	-	R4.1	R4.8



Part No.	AS026	AS027
Length	28.5	30
Outer diameter	13	16
Application	Low pressure valve body	High pressure valve body
Valve mouth thread	M8X1	M8X1
Valve core thread	5V1	5V1
The small end diameter	6.5	8
Arc	-	-

Evaporator link bridge



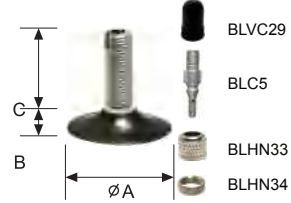
Suction tube

Inner Tube Valves

Inner Tube Valves

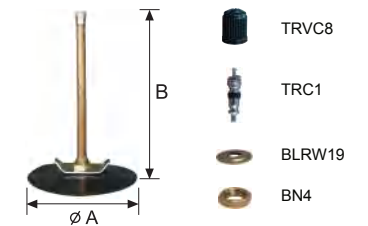
Tube Valves for Bicycles

No.	Part No.	ETRTO	JATMT	A	B	C	Cap	Core	Nut	Nut2
1	BLVR25	V1.04.01	VER30	25	4.5	22	BLVC29	BLC5	BLHN33	BLHN34
2	BLVR28	-	-	28	4.5	22	BLVC29	BLC5	BLHN33	BLHN34
3	BLVR32	-	-	32	4.5	22	BLVC29	BLC5	BLHN33	BLHN34



Rubber Based Tube Valves for Truck and Bus

No.	Part No.	A	B	Core	Cap
1	TR75A-Z	95	88	TRC1-HT	TRVC3
2	TR77A-Z	95	118		
3	TR78A-Z	95	143		
4	TR175A-Z	95	128		
5	TR177A-Z	95	108		
6	TR179A-Z	95	158		

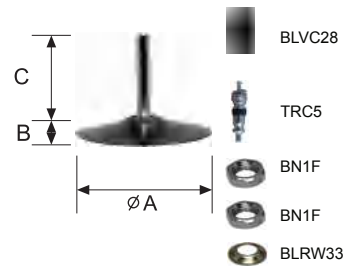


No.	Part No.	JATMA	A	B	C	D	a°	Cap	Core	Washer	Nut
1	TR75A	-	95	6.7	76	95	86	TRVC8	TRC1	BLRW19	BN4
2	TR78A	TR78A	95	6.7	127	146	86	TRVC8	TRC1	BLRW19	BN4



Tube Valves for Motorcycles

No.	Part No.	A	B	C	Cap	Core	Nut	Washer
1	TR6	68 x 42	5.5	30	BLVC28	TRC1	BN1Fx2	BLRW33
2	TR6M	64 x 37	5.5	30	BLVC28	TRC1	BN1Fx2	BLRW33
3	TR6N	45	4.5	30	BLVC28	TRC1	BN1Fx2	BLRW33



Air-Liquid Tube Valves for Tractors and Graders

TRLN10 Lock Nut

ETRTO V9.14.1

No.	Material
1	Brass
2	Nylon



BLV201

Metal clamp-in air-liquid tube valve

Parts	Part No.
Washer	BLRW21
Nut	TRHN1 BLHN11
Core Housing	TRCH3

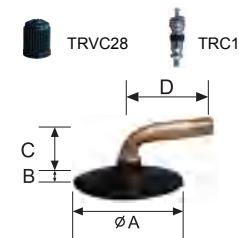


No.	Part No.	ETRTO	A	Spud	Core Housing	Lock Nut
1	TR218A	V4.01.1	27	TRSP218A	TRCH3	TRLN10
2	TR220A	V4.01.2	35.5	TRSP220A		

TR87

ETRTO V1.08.1

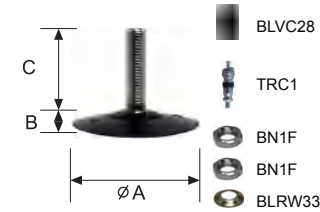
Parts	Part No.
Core	TRC1
Cap	TRVC8



TR4

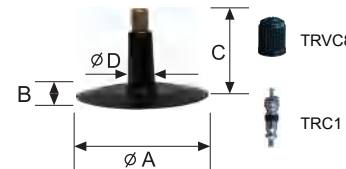
ETRTO V1.09.1

Parts	Part No.
Nuts	BN1
Core	TRC1
Cap	TRVC8



Tube Valves for Passenger Cars and Light Trucks


No.	Part No.	ETRTO	JATMA	A	B	C	D	Cap	Core
1	TR13	V2.01.1	TR13	56	3	38	11.5	TRVC8	TRC1
2	TR15	V2.01.2	TR15	56	3	38	16.5	TRVC8	TRC1



Large Bore Swive Type Valves

For Michelin type screw-on universal valves

No.	Part No.	A	B
1	V3.08.2	70	7
2	V3.08.3	80	8
3	V3.08.4	57	5



Inner Tube Valves

Rubber Based Spuds

For screw-on repair valves

No.	Part No.	A	B
1	TRSP1000	95	7

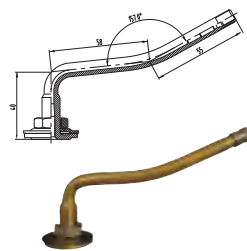


Clamp-in Type Tube Valves

BLV202

Metal base tube clamp-in valve

Parts	Part No.
Nuts	BLHN20
Washer	BLRW19
Core	TRC1-HT
Cap	TRVC3



BLV203

Envelop valve

Parts	Part No.
Nuts	BN4
Washer	BLRW17



Wheel Weights

Client

Audi

BMW

FCA

Client	Type	Product Picture
Audi	ZN339	
BMW	ZN343	
FCA	ZN109	

Wheel Weights

Client

FCA

Ford

Client	Type	Product Picture
FCA	ZN212	
Ford	ZN122	
	FE142	
	FE143	
	FE238	
	FE239	
	FE257	
	FE382	
	CNC3101	
	ZN232	
	ZN337	

Wheel Weights

Client	Type	Product Picture
GM	FE361	
Honda	ZN341	
Jaguar & Land	FE387	
Mazda	FE146	
	FE281	
NIO	FE352	
Nissan Renault	CNC07	
	CNC08	
	CNC3101C	
	FE375	
Toyota	FE287A	

Client

Toyota

Volkswagen

Volvo

* Please note this is listed in alphabetical order.

Zinc Wheel Weights

TYPE: ZN106P

Standard coated wheel weights for American steel rims. They meet OEM quality specification and are compatible with "PS" series lead weights.

Weight Size (Oz):

0.25, 0.5, 0.75, 1.00, 1.25, 1.5, 1.75, 2.00, 2.25, 2.5, 2.75, 3 Oz

TYPE: ZN106

Except for the coating, design features and applications of uncoated weights are the same as that of coated ones. It is an economical alternative to OEM quality coated weights.



Client	Type	Product Picture
	FE352A	
	ZN331	
	ZN491	
	FE392	

Zinc Wheel Weights

TYPE: ZN211P

Standard coated wheel weights for American alloy rims. They meet OEM quality specification and are compatible with "MCN" series lead weights.

Weight Size (Oz):

0.25, 0.5, 0.75, 1.00, 1.25, 1.5, 1.75, 2.00, 2.25, 2.5, 2.75, 3 Oz



TYPE: ZN211

Except for the coating, design features and applications of uncoated weights are the same as that of coated ones. It is an economical alternative to OEM quality coated weights.

TYPE: ZN121P

Standard coated wheel weights for American steel rims. They meet OEM quality specification and are compatible with "T" series lead weights.

Weight Size (Oz):

0.25, 0.5, 0.75, 1.00, 1.25, 1.5, 1.75, 2.00, 2.25, 2.5, 2.75, 3 Oz



TYPE: ZN121

Except for the coating, design features and applications of uncoated weights are the same as that of coated ones. It is an economical alternative to OEM quality coated weights.

TYPE: ZN122P

Standard coated wheel weights for American steel rims. They meet OEM quality specification and are compatible with "LH" series lead weights.

Weight Size (Oz):

0.25, 0.5, 0.75, 1.00, 1.25, 1.5, 1.75, 2.00, 2.25, 2.5, 2.75, 3 Oz



TYPE: ZN122

Except for the coating, design features and applications of uncoated weights are the same as that of coated ones. It is an economical alternative to OEM quality coated weights.

Zinc Wheel Weights

TYPE: ZN213P

Standard coated zinc wheel weights for American alloy rims. They meet OEM quality specification and are compatible with "EN" series lead weights.

Weight Size (g):

5, 10, 15, 20, 30, 35, 40, 45, 50, 55, 60g



TYPE: ZN213

Except for the coating, design features and applications of uncoated weights are the same as that of coated ones. It is an economical alternative to OEM quality coated weights.

TYPE: ZN03-2P

Standard coated zinc weights for most steel rims. They meet OEM quality specification.

Weight Size (Oz):

5, 10, 15, 20, 30, 35, 40, 45, 50, 55, 60g



TYPE: ZN03-2

Except for the coating, design features and applications of uncoated weights are the same as that of coated ones. It is an economical alternative to OEM quality coated weights.

TYPE: ZN05P

Universal zinc weights for most steel rims. The cam-backed and slim design helps to ensure the bigger retention over a wider variety of steel wheel. They meet OEM quality specification.

Weight Size (g):

5, 10, 15, 20, 25, 30, 35, 40, 45, 50, 55, 60g



TYPE: ZN05

Except for the coating, design features and applications of uncoated weights are the same as that of coated ones. It is an economical alternative to OEM quality coated weights.

Zinc Wheel Weights

TYPE: ZN10

Universal zinc coated weights for European alloy rims. They meet OEM quality specification.

Weight Size (g):

5, 10, 15, 20, 25, 30, 35, 40, 45, 50, 55, 60g



TYPE: ZN233

Universal zinc coated weights for Japanese alloy rims. They meet OEM quality specification.

Weight Size (g):

5, 10, 15, 20, 25, 30, 35, 40, 45, 50, 55, 60g



TYPE: ZN491

OEM coated weights are for Volkswagen / Audi Aluminum rims. They are applied to wheels with separate clips.

Weight Size (g):

5, 10, 15, 20, 25, 30, 35, 40, 45, 50, 55, 60g

Note: Two-piece weights are offered without clips. clips are separately ordered depending on which car is used on.



“TOSTIK” Zinc Adhesive Weight

TYPE: 3145ZN-1

Standard profile adhesive zinc weights for alloy rims. The weight body is made of high purity zinc in a special process. So, it is very easily malleable and adjustable to the rim. The weight strip is individually separable and made up of 3 x 5g segments and 3 x 10g segments.

Weight Size (g): 45g

Dimension: 15mm wide x 4.6mm high



Zinc Wheel Weights

TYPE: 3145ZN-5

Lower profile adhesive zinc weights for alloy rims. They can be used on vehicles, where there is little space between rim and brake. The weight body is made of the high purity zinc in a special process. So, it is very easily malleable and adjustable to the rim. The weight strip is individually separable and made up to 3 X 5g segments and 3 X 10g segments.

Weight Size (g): 45g

Dimension: 19mm wide x 3.6mm high




TYPE: 3160ZN

Lower profile adhesive zinc weights for alloy rims. They can be used on vehicles, where there is little space between rim and brake. The adhesive body is individually separable and made up of 12 x 5g segments.

Weight Size (g): 60g

1000 or 2000 segments on a roller can be easily cut.

Dimension: 20mm wide x 4.1mm high



TYPE: ZN331

Coated single-piece weights for alloy rims. They can be used on vehicles, where there is little space between the rim and the brake. The weight body is made of the high purity zinc in the special process. So, it is very easily malleable and adjustable to various rim radii.

Weight Size (g):

5, 10, 15, 20, 25, 30, 35, 40, 45, 50, 55, 60g

Dimension:

5g to 10g 15mm wide x 4mm high

15g to 60g 19mm wide x 4mm high



Zinc Wheel Weights

TYPE: ZN339

OEM coated adhesive zinc wheel weights for Audi. Gray epoxy coating.

Weight Size (g):

5, 10, 15, 20, 25, 30, 35, 40, 45, 50, 55, 60g

Note: The standard adhesive weights are with "TOSTIK" Tape. "Norton" tape, "3M" tape and other tapes are request.



TYPE: ZN341

OEM zinc adhesive wheel weights for Honda. Nippon paint coating.

Weight Size (g):

5, 10, 15, 20, 25, 30, 35, 40, 45, 50, 55, 60g



TYPE: ZN343

OEM zinc adhesive wheel weights for BMW. It is designed for and used on motorcycles. Gray epoxy coating.

Weight Size (g):

5, 10, 15, 20, 25, 30g



Steel Wheel Weights

TYPE: FE03A

Standard coated steel weights for most steel rims. The standard epoxy plastic coating is able to resist corrosion more than 240 hours in the salt spray test. The optional zinc plating, dichromate finish and other coatings are available upon request.

Weight Size (g):

5, 10, 15, 20, 25, 30, 35, 40, 45, 50, 55, 60g



TYPE: FE10A

Standard coated steel weights for most European alloy rims. The standard epoxy plastic coating is able to resist corrosion more than 240 hours in the salt spray test. The optional zinc plating, dichromate finish and other coatings are available upon request.

Weight Size (g):

5, 10, 15, 20, 25, 30, 35, 40, 45, 50, 55, 60g



TYPE: FE143

OEM steel wheel weights with PPG paint treatment for Ford.

Weight Size (g):

5, 10, 15, 20, 25, 30, 35, 40, 45, 50, 55, 60g



TYPE: FE146

OEM steel clip-on wheel weights for Mazda. It is used on steel rims. Magni coating.

Weight Size (g):

5, 10, 15, 20, 25, 30, 35, 40, 45, 50, 55, 60g



Steel Wheel Weights

TYPE: FE239

OEM steel wheel weights with environmently dacromet treatment for Ford.

Weight Size (g):

5, 10, 15, 20, 25, 30, 35, 40, 45, 50, 55, 60g



TYPE: FE257

OEM coated steel wheel weights for Ford. The gray epoxy coating & PPG paint treatment are availabl request.

Weight Size (g):

5, 10, 15, 20, 25, 30, 35, 40, 45, 50, 55, 60g



TYPE: FE281

OEM steel clip-on wheel weights for Mazda. It is used on alloy rims. Magni coating.

Weight Size (g):

5, 10, 15, 20, 25, 30, 35, 40, 45, 50, 55, 60g



TYPE: CNC07

OEM coated steel clip-on wheel weights for Nissan & Renault Nippon paint coating.

Weight Size (g):

5, 10, 15, 20, 25, 30, 35, 40, 45, 50, 55, 60g



TYPE: CNC08

OEM steel wheel weights with Nippon paint treatment for Nissan & Renault.

Weight Size (g):

5, 10, 15, 20, 25, 30, 35, 40, 45, 50, 55, 60g



“TOSTIK” Steel Adhesive Weight

TYPE: 3205FE

Lower profile ahesive steel weights for alloy rims. The DACRO-METR finish body is able to resist 500 hours in the salt spray test.

Weight Size (g):

60g strip is made up of 12 x5 gram segments.

1000 or 2000 segments on a roller can be easily cut.

Dimension:

20mm wide x 3.8mm high



TYPE: 3505FE

Lower profile adhesive steel weights for alloy rims. It is the most economical alternative to OEM adhesive weights.

Weight Size (g):

60g strip is made up of 12 x5 gram segments.

1000 or 2000 segments on a roller can be easily cut.

Dimension:

19mm wide x 3.8mm high



Steel Wheel Weights

TYPE: 3510FE

Lower profile adhesive steel weights for alloy rims. It is the most economical alternative to OEM adhesive weights.

Weight Size (g):

60g strip is made up of 4 x 5 and 4 x 10 gram segments.

300 or 600 segments on a roller can be easily cut.

Dimension:

19mm wide x 3.8mm high



TYPE: FE385

Low profile steel adhesive wheel weights for alloy rims. Zinc plating, gray epoxy coating or black epoxy coating.

Weight Size (g):

60g strip is made up of 12 x 5g segments.

Roll wheel weights are also available.

Dimension:

19mm wide X 3.8mm high



TYPE: FE373

Lower profile adhesive steel weights for alloy rims. It is the most economical alternative to OEM adhesive weights.

Weight Size (g):

60g strip is made up of 12 x 5g segments.

1000 or 2000 segments on a roller can be easily cut.

Dimension:

19mm wide x 3.8mm high



TYPE: FE386

Low profile steel adhesive wheel weights for alloy rims. Zinc plating, gray epoxy coating or black epoxy coating.

Weight Size (g):

60g strip is made up of 4 x 5g + 4 x 10g segments.

Roll wheel weights are also available.

Dimension:

19mm wide X 3.8mm high



TYPE: FE374

Lower profile adhesive steel weights for alloy rims. It is the most economical alternative to OEM adhesive weights.

Weight Size (g):

60g strip is made up of 12 x 5g segments.

1000 or 2000 segments on a roller can be easily cut.

Dimension:

19mm wide x 3.8mm high



TYPE: FE395

Low profile steel adhesive wheel weights for alloy rims. Zinc plating, gray epoxy coating or black epoxy coating.

Weight Size (Oz):

3oz strip is made up of 12 x 1/4oz segments.

Roll wheel weights are also available

Dimension:

19mm wide x 3.8mm high



Steel Wheel Weights

TYPE: FE396

Low profile steel adhesive wheel weights for alloy rims
Zinc plating, gray epoxy coating or black epoxy coating.

Weight Size (Oz):

3oz strip is made up of 6 x 1/2oz segments.
Roll wheel weights are also available.

Dimension:

19mm wide X 4.8mm high



TYPE: FE397

Low profile steel adhesive wheel weights for alloy rims
Zinc plating, gray epoxy coating or black epoxy coating.

Weight Size (Oz):

4oz strip is made up of 4x 1oz segments.
Roll wheel weights are also available.

Dimension:

19mm wide x 4.8mm high

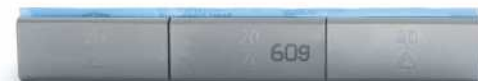


TYPE: FE352

OEM coated steel adhesive wheel weights for NIO.
Epoxy coating

Weight Size (g):

5, 10,15, 20, 25., 30, 35, 40, 45, 50, 55, 60g



TYPE: FE361

OEM adhesive steel wheel weights with environment-friendly
dacromet treatment for GM

Weight Size (g):

5, 10,15, 20, 25., 30, 35, 40, 45, 50, 55, 60g



TYPE: FE375

OEM steel adhesive wheel weights with for Nissan.
Dacromet coating(environment-friendly).

Weight Size (g):

5, 10,15, 20, 25., 30, 35, 40, 45, 50, 55, 60g



TYPE: FE382

OEM coated steel adhesive wheel weights for Ford.
PPG paint or epoxy coating

Weight Size (g):

5, 10,15, 20, 25., 30, 35, 40, 45, 50, 55, 60g



TYPE: FE387

OEM coated steel adhesive wheel weights for Jaguar & Land
Rover. Epoxy coating

Weight Size (g):

5, 10,15, 20, 25., 30, 35, 40, 45, 50, 55, 60g



TYPE: FE392

OEM steel adhesive wheel weights with for Volvo.
Dacromet coating(environment-friendly).

Weight Size (g):


5, 10,15, 20, 25., 30, 35, 40, 45, 50, 55, 60g



Valve Cores

TRC1

Nickel Plated Short Valve Core,
Black Teflon Sealing




TRC1-HT

Nickel Plated Short Valve Core,
Red Teflon Sealing, High Temperature
Resistant




TRC1

Brass Finish Short Valve Core,
Black Teflon Sealing



TRC1-HT

Brass Finish Short Valve Core,
Red Teflon Sealing, High Temperature
Resistant




TRC1-L

Nickel Plated Long Valve Core,
Black Teflon Sealing




TRC1-L-HT

Nickel Plated Long Valve Core,
Red Teflon Sealing, High Temperature
Resistant




TRC1-L

Brass Finish Long Valve Core,
Black Teflon Sealing

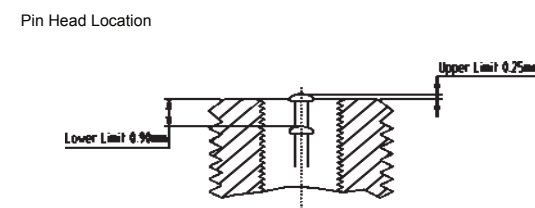


TRC1-L-HT

Brass Finish Long Valve Core,
Red Teflon Sealing, High Temperature
Resistant


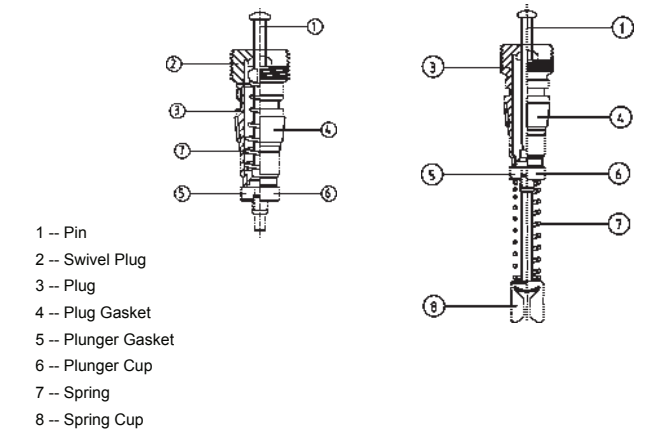


Recommended torque at installation:
TRC1 Valve Core: 2.0-5.0 inch-pounds / 0.22-0.56Nm
TRC2 Valve Core: 3.0-5.0 inch-pounds / 0.34-0.56Nm




**Special...
TRC1-L-F**

Nickel plated filtered long valve core, red teflon sealing, high temperature resistant specialty: A stain steel filter seats firmly into the valve base of the valve stem housing, preventing contaminants from reaching the valve core. Usually used together with the dry tire balancing formula.


TRC2

Nickel Plated Short Valve Core,
Red Teflon Sealing, for Large Bore
Application




TRC2

Brass Finish Short Valve Core,
Red Teflon Sealing, for Large
Bore Application




TRC2-L

Nickel Plated Long Valve Core,
Red Teflon Sealing, for Large Bore
Application




TRC2-L

Brass Finish Long Valve Core,
Red Teflon Sealing, for Large
Bore Application




BLC5

Core for Dunlop Type Bicycle Valves



BLC6


Easy-pump-valve Core for Bicycle
Tube



Valve Cores


BLC7

Core for Bicycle Tube Valve
BLVF series



BLC8

Core for Bicycle Tube Valve
BLCI series




TRC1-FR

Nickel Plated Short Valve Core,
for Air-Conditioner Application, white
Teflon Sealing, Freon Resistant



TRC1-GR

Nickel Plated Short Valve Core,
Green Teflon Sealing, for
Air-Conditioner Application, Gas
R134A Resistant



BLC4


Nickel Plated Core, Outer Spring
Green Teflon Sealing, for Car
Air-Conditioner Application,
Gas R134A Resistant



Valve Caps


TRVC2

Nickel Plated, Metal Screwdriver
Sealing Cap




TRVC2-O

Nickel Plated, Metal Screwdriver
Sealing Cap, Octagonal Shape




TRVC3

Nickel Plated, Long Metal Dome
Sealing Cap



TRVC2-R


TRVC2 with Rubber Dust Cap



Valve Caps


TRVC3-S

Short Metal Dome Sealing Cap




TRVC3-V

Long Metal Dome Sealing Cap
Mounting and demounting the nut
without removing this cap on the valve




BLVC11

Chrome Plated, Hand Driving Dome
Metal Sealing Cap




BLVC12

Chrome Plated, Metal Hex Head
Dome Sealing Cap




BLVC13

Chrome Plated, Long Skirt
Hex Head Metal Sealing Cap



BLVC14

Chrome Plated, Metal Hex Dome Sealing
Cap




BLVC24

Chrome Plated, Metal Hex
Head Dome Sealing Cap




TRVC4

Sealing Cap With Screwdriver For
Large Bore Valve




TRVC7

Large Bore Valve Cap with Sealing



TRVC6

Large Bore Valve Sealing Cap with
Screwdriver




BLVC23

Slot Top Sealing Cap for Large
Bore valve



TRVC10


Knurled Large Bore Valve Cap with
Sealing



Valve Caps

BLVC65-2

Sealing Cap with Green N2 Mark Which Indicates Tires Inflated with Nitrogen




BLVC15

Chrome Plated, Metal Hex Flat Top Sealing Cap




BLVC16

Chrome Plated, Metal Dome Sealing Cap




BLVC26

Metal Cap with Sealing, Nickel Plated




BLVC15-1

Metal Sealing Cap



BLVC18

Metal Dome Sealing Cap, Brass Finish




TRVC8

Plastic Dust Cap, Long Version Black Color




TRVC8-S

Plastic Dust Cap, Short Version Black Color




BLVC68

Plastic Sealing Cap, Especially for TPMS




BLVC54

Plastic Sealing Cap, Especial for TPMS Valves; Mounting and Demounting the Nut without Removing This Cap on the Valve




BLVC70

Short Plastic Sealing Cap




BLVC19

Plastic Sealing Cap



BLVC71

Plastic Sealing Cap



BLVC50 Plastic Sealing Cap

Highest Quality



Colored Valve Cap



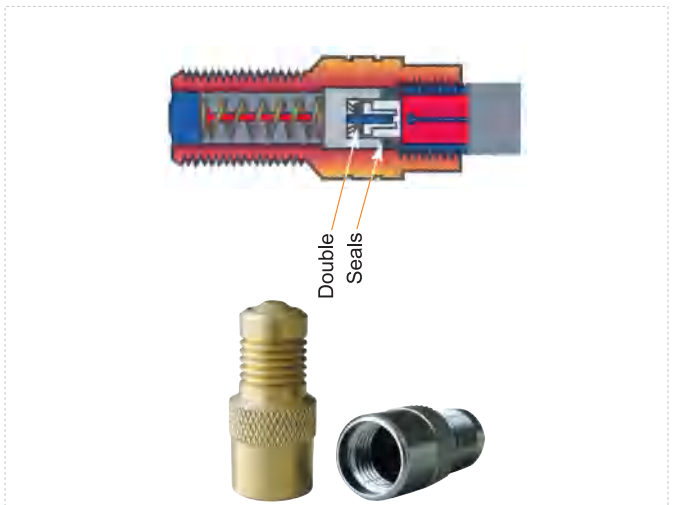
Yellow Green Blue Red

Logo Valve Cap with Sealing

BLVC52 **BLVC51**




- O-ring ensuring the good airtight sealing, preventing corrosion and avoiding soiling.
- Customized Logo marking tires or Cars



Inflate, deflate and gauge directly thru TRVC12. It performs like a check valve, the seal becomes tighter when it is inflated. Designed for high-pressure truck tires, it seals like a high-pressure cap with convenience of an inflation thru extension. All metal housing precisely fit brass components and durable self-sealing O-rings.

No.	Part No.	Finish	Head Style
1	TRVC12	Nickel Plated	Groove
2	TRVC12A	Brass Finish	8V1 thread
3	TRVC12B	Nickel Plated	8V1 thread
4	TRVC12C	Chrome	8V1 thread
5	TRVC12D	Brass Finish	Groove
6	TRVC12E	Chrome	Groove

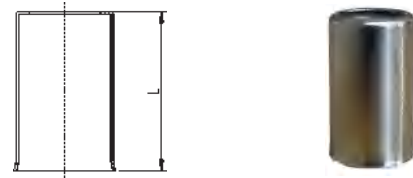
Finish: Nickel Plated / Brass Finish / Chrome
Head Style: Groove / 8V1 Thread

Valve Sleeves & Rubber Grommets

Valve Sleeves

Normal type

No.	Part No.	Description	L
1	412CS	Chrome Sleeve for TR412	6
2	413CS	Chrome Sleeve for TR413	12.5
3	414CS	Chrome Sleeve for TR414	18
4	415CS	Chrome Sleeve for TR415	12.5
5	418CS	Chrome Sleeve for TR418	30



Long type, only fitted after the valve is mounted on the rim

No.	Part No.	Description	L
1	412CS-L	Long Chrome Sleeve for TR412	11.5
2	413CS-L	Long Chrome Sleeve for TR413	20
3	414CS-L	Long Chrome Sleeve for TR414	27
4	415CS-L	Long Chrome Sleeve for TR415	20
5	418CS-L	Long Chrome Sleeve for TR418	38
6	600HP-CSL	Long Chrome Sleeve for TR600HP	23



413H-P

Chromed plastic helmet for TR413

Part No.	B5	B6	B7	B8



Bridge Washers

Nuts



TRHN13

BLHN9



V9.07.2

TRLN10

Various types other than above specifications available upon request

Washers



TRRW13

TRRW11
ETRTO: V9.01.3



TRRW15
ETRTO: V9.06.2

TRRW8
ETRTO: V9.01.4

Rubber Grommets and O-Rings



TRRG15
ETRTO: V9.10.7

TRRG22
ETRTO: V9.10.2

TRRG39

TRRG54
ETRTO: V9.10.5

TRRG60
ETRTO: V9.11.5

Valve Extensions

Valve Extensions

Plastic valve extension caps

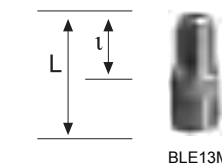
No.	Part No.	Eff.Length l	Total Length L
1	BLE13P	13	21
2	BLE19P	19	28
3	BLE32P	32	41
4	BLE38P	38	46



BLE13P BLE19P BLE32P BLE38P

Metal valve extension caps

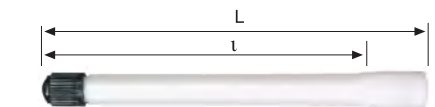
No.	Part No.	Eff.Length l	Total Length L
1	BLE13M	13	21
2	BLE19M	19	27



BLE13M

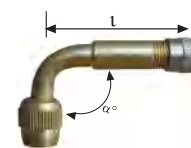

Plastic truck valve extensions

No.	Part No.	Eff.Length l	Total Length L
1	BLE34TP	33.5	51
2	BLE54TP	53.5	71
3	BLE78TP	77.5	95
4	BLE98TP	97.5	115
5	BLE108TP	107.5	125
6	BLE133TP	132.5	150
7	BLE153TP	152.5	170
8	BLE163TP	162.5	180



Brass truck valve extensions

No.	Part No.	Eff.Length l	Total Length L	α°
1	BLE34B	34	40	-
2	BLE54B	54	60	-
3	BLE78B	78	84	-
4	BLE85B	85	100	-
5	BLE100B	100	115	-
6	BLE110B	110	125	-
7	BLE127B	127	142	-
8	BLE29B-45	29	-	45
9	BLE34B-90	34	-	90



Various lengths are available upon request

Both brass finish and nickel plated are available

Valve Extensions

Flexible Rubber Valve Extensions

No.	Part No.	Description
1	FVE075	Flexible rubber valve extension, 75mm
2	FVE105	Flexible rubber valve extension, 105mm
3	FVE125	Flexible rubber valve extension, 125mm
4	FVE140	Flexible rubber valve extension, 140mm
5	FVE160	Flexible rubber valve extension, 160mm
6	FVE180	Flexible rubber valve extension, 180mm(7")
7	FVE210	Flexible rubber valve extension, 210mm
8	FVE230	Flexible rubber valve extension, 230mm(9")
9	FVE250	Flexible rubber valve extension, 250mm
10	FVE280	Flexible rubber valve extension, 280mm(11")
11	FVE430	Flexible rubber valve extension, 430mm
12	FVE475	Flexible rubber valve extension, 475mm
13	FVE360-90	Flexible rubber valve extension, 360mm, with 90 degree bend



Stainless Steel Braided Flexible Rubber Valve Extensions

No.	Part No.	Description
1	FVE75B	Metal braided flexible valve extension, 75mm
2	FVE100B	Metal braided flexible valve extension, 100mm
3	FVE140B	Metal braided flexible valve extension, 140mm
4	FVE160B	Metal braided flexible valve extension, 160mm
5	FVE180B	Metal braided flexible valve extension, 180mm(7")
6	FVE210B	Metal braided flexible valve extension, 210mm
7	FVE250B	Metal braided flexible valve extension, 250mm(10")
8	FVE270B	Metal braided flexible valve extension, 270mm



Holders for Flexible Rubber Valve Extensions



BLH11
Single Holder



BLH21
Double Holder



BLH22
Double Holder

Valve Extensions

Brass Large Bore Valve Extensions

No.	Part No.	Eff.Length l	Total Length L
1	BLE45L	45	62
2	BLE60L	60	77
3	BLE75L	75	92
4	BLE90L	90	107
5	BLE105L	105	122
6	BLE120L	120	137
7	BLE135L	135	152



Flexible Rubber Valve Extensions

No.	Part No.	Description
1	FVE100L	Flexible rubber valve extension for large bore valve, 100mm
2	FVE125L	Flexible rubber valve extension for large bore valve, 125mm
3	FVE150L	Flexible rubber valve extension for large bore valve, 150mm
4	FVE175L	Flexible rubber valve extension for large bore valve, 175mm
5	FVE200L	Flexible rubber valve extension for large bore valve, 200mm
6	FVE225L	Flexible rubber valve extension for large bore valve, 225mm
7	FVE250L	Flexible rubber valve extension for large bore valve, 250mm
8	FVE275L	Flexible rubber valve extension for large bore valve, 275mm
9	FVE300L	Flexible rubber valve extension for large bore valve, 300mm
10	FVE325L	Flexible rubber valve extension for large bore valve, 325mm
11	FVE350L	Flexible rubber valve extension for large bore valve, 350mm
12	FVE375L	Flexible rubber valve extension for large bore valve, 375mm
13	FVE400L	Flexible rubber valve extension for large bore valve, 400mm



Various lengths are available upon request.

TPMS Tools

TPMS Tool Kit

Shanghai Baolong Automotive Corporation also provides the TPMS tool kit servicing all TPMS sensors and valves. This tool kit has been the best selling TPMS tool kit in North American over past years. All tools are stored in a high quality molded case and customized label can be provided.



Best Selling TPMS Tool Kit in North America!

PIN	TYPE	DESCRIPTION
VT09B	Valve Core Torque Screwdriver	Valve core torque screwdriver for tightening TPMS valve cores with recommended torque 3.5in-lbs(0.4N.m). Serve as both valve core installer and remover.
VT12	TPMS Holding Tool	2 in 1 tool, one side is to hold Beru valve in place for easy installation, the other side is to remove the valve core.
VFT-3	3-Way Fishing Tool- Short	3 in 1 tool, one side is to mount the valve, the other two sides are to deflate the tire and remove the valve core.
VT13B	T10 Torque Screwdriver	T10 screw torque screwdriver for tightening TPMS snap-in valve to sensor with preset torque 12.5 in-lbs(1.4N.m).
VT13R	T20 Torque Screwdriver	T20 screw torque screwdriver for tightening TPMS aluminium valve stem to sensor with preset torque 35 in-lbs(4N.m).
VT14	4-Way TPMS Tool	4 in 1 tool, quickly removes the TPMS nut (11mm and 12mm hex) and seats new grommets. stem to sensor with preset torque 35 in-lbs(4N.m).
VT15	TPMS Grommet Tool	Used to remove and install TPMS valve stem grommets.
VT16	TPMS Torque Wrench	20-200 in-lbs(2.25-22.5N.m) torque wrench with 3/8" drive and 11mm & 12mm sockets for tightening TPMS nuts.


**VT16
TPMS Torque Wrench**
This tool with 3/8" drive and 11mm & 12mm sockets for tightening TPMS nuts.



**VT12
TPMS Holding Tool**
One side is to hold Beru valve in place, and the other side is to remove the valve core.




**VT09B
Valve Core Torque Screwdriver**
This tool, serves as both valve core installer and remover, used for tightening TPMS valve cores.



**VT15
TPMS Grommet Tool**
Used to remove and install TPMS valve stem grommets.

**VT14
4-Way TPMS Tool**
4 in 1 tool, quickly removes the TPMS nut and seats new grommets.



**VFT-3
3-Way Fishing Tool - Short**
One side is to mount the valve, and the other two sides are to deflate the tire and remove the valve core.



**VT13B T10 Torque Screwdriver
VT13R T20 Torque Screwdriver**

T10 & T20 is used to tighten TPMS snap-in valve and TPMS aluminium valve stem to sensor respectively.


Valve Tools

Valve Tools

Valve Core Tools


Torque Screwdriver
Valve Core Driver with preset torque, a must for TPMS valves

No.	Part No.	Color	Installation Torque	Valve Type
1	VT09B	Red	0.34N.m	Snap-In Tubeless Rubber Valves, Aluminum TPMS Valves
2	VT09B	Black	0.45N.m	Metal Valves




Standard valve core screwdriver

No.	Part No.	Color
1	VT01S-1	Blue
2	VT01S-1	Red




Standard valve core screwdriver


No.	Part No.	Color
1	VT01S-2	Blue
2	VT01S-2	Red



VT01S-3
Standard valve core screwdriver




VT01S-3L
Standard valve core screwdriver, long version



Double-end core screwdriver for standard bore and large bore

No.	Part No.	Color
1	VT01D	Blue
2	VT01D	Red




Double-end core screwdriver for standard core and TRVC2 cap

No.	Part No.	Color
1	VT02D	Blue
2	VT02D	Red




Standard core screwdriver, long version


No.	Part No.	Color
1	VT01SL	Blue
2	VT01SL	Red
2	VT01SL165	Blue
2	VT01SL165	Red



VT01S-7
Valve core screwdriver, aluminum handle



VT03-D
2-Way valve tool, core screwdriver and deflator




VT07
Valve core tool, key chain version



Locking Valve Core Tool

With a locking ball built into the core slot and a small magnet in the handle picking loose individual cores.




The steel shaft makes the tool much stronger and more durable than one with aluminum shaft.


No.	Part No.	Description	Shaft	Handle	Length
1	VT01S-4	for Cars	Steel	Steel	50 / 110
2	VT01S-4	for Cars	Steel	Alloy	50 / 110
3	VT01S-6	for Trucks	Steel	Steel	151 / 210
4	VT01S-6	for Trucks	Steel	Alloy	151 / 210

Valve Repair Tools


VT03W
Four-Way valve repair tool, Core screwdriver, rethreads inside and outside part of stems, extracting damaged cores, and deflating tires




VTJ03W
Four-Way valve repair tool, with the same functions as VT03W. For large bore application




VT03B
Four-Way valve repair tool, black hardened, with the same function as VT03W



VTJ03-1W
Four-Way valve repair tool. Core screwdriver for standard bore and large bore, rethreading large bore valves, and deflating EM tires



VTJ03-1B
Four-Way valve repair tool, black hardened, with the same function as VTJ03-1W



Valve Tools

Valve Mounting Tools

VT05

For quick installation of metal clamp-in valves. Suitable for straight tubeless truck and passenger clamp-in valves.



VT04-1

Snap-in valve mounting tool, easily pulls the snap-ins to be seated



VT04P

Poly snap-in valve mounting tool, installs tire valves without cratching rims



The inside steel shaft makes the tool much stronger and more durable than the one without it.

VT06

Quick snap-in valve mounting & demounting tool



VT04-2

Snap-in valve mounting tool



VT06-1

Quick snap-in valve mounting & demounting tool



VT04-2N

VT04-2 with rubber protector



Fishing Tools


VFT-1

Cable valve fishing tool
Aligns and holds valve in position with valve hole while mounting tire.
Contains valve core screwdriver and deflator.



VFT-S

Standard chain valve fishing tool
Aligns and holds valve in position with valve hole while mounting tire



Attention: Don't use Fishing Tools to mount valves

Valve Tools

VFT-2

Cable valve fishing tool same function as VFT-1



Tire Repair Tools

Insert Tools

TRT2082

Hand insert tool




TRT920

Insert O-Matic tool



No.	Part No.	Description
1	TRT50NR	Chrome T-handle passenger insert tool
2	TRT75NR	Chrome T-handle truck insert tool



No.	Part No.	Description
1	TRT50N	Big pistol-grip passenger insert tool
2	TRT75NT	Big pistol-grip truck insert tool
3	TRT150NE	Big pistol-grip EM insert tool



No.	Part No.	Description
1	TRT75NS	Small pistol-grip, passenger and truck insert tool
2	TRT150NS	Small pistol-grip, EM insert tool



No.	Part No.	Description
1	BLN50	Needle for TRT50NR
2	BLN75	Needle for TRT75NR
3	BLN150	Needle for TRT150Ne



T-handle Insert Tools

No.	Part No.	Description
1	TRT50N-T	Passenger insert tool, Black
2	TRT50N-T	Passenger insert tool, Red



No.	Part No.	Description
1	TRT50N-T75	Truck insert tool, Black
2	TRT50N-T75	Truck insert tool, Red



All insert tools could be with split-eye, open eye or closed eye needles upon request.

Tire Repair Tools

Puncture Repair Push Probes

Probe the injury to determine direction and push the nail or other puncturing objects back through the tire at the same time

TRT170PP

Puncture Repair Push Probe, Large



TRT176PP

Puncture Repair Push Probe, Small



Probe Cement Tools

Probe the injury to determine direction and extent, and apply to puncture injury

TRT178SP

Spiral Probe Cement Tool



TRT2081

Spiral Probe Tool



TRT77SP

Pistol-Grip Spiral Probe Tool




TRT95SP

Pistol-grip spiral probe tool



No.	Part No.	Description
1	TRT77SP-T	Black, T-handle
2	TRT77SP-T	Red, T-handle



Probes

Probe the injury to determine direction and extent

TRT75PR

Chrome T-handle Knurled Probe



TRT75P

Pistol-grip Knurled Probe



TRT95P

Pistol-grip Probe/Rasp Tool, probe length 95mm



TRT75

Pistol-grip Probe/Rasp Tool, probe length 75mm



Tire Repair Tools

Innerliner Scrapers

For cleaning the innerliners for both puncture and section repairs prior to buffing. Removes mounting lubricants, silicones, etc. from the surface of the innerliner.

TRT75S

Hoe Style Innerliner Scraper



TRT50S

Blade Style Innerliner Scraper



Hex Wrench

For wrenching screws of tire repair tools



TRT208AP

H.D. Pointed Awl with Plastic Handle



Tire Spreader

No.	Part No.	Description
1	TS510MA	Manual-operated adjustable tire spreader



Tire Repair Kits

TRT01K

Kit includes:
1 spiral cement tool, 1 insertion tool,
20 ml cement, 5pcs thin strings,
3 pcs fat strings & 1 razor blade



Ball Bearing Stitchers and Rollers

With hardened steel wheel and varnished plastic handle

No.	Part No.	Description
1	BLS382	1 1/2" x 1/16"
2	BLS383	1 1/2" x 1/8"
3	BLS386	1 1/2" x 1/4"
4	BLS506	2" x 1/4"
5	BLS502	2" x 1/16"
6	BLS503	2" x 1/8"
7	BLS3838	1 1/2" x 1 1/2"
8	BLS5050	2" x 2"



BLS3838



BLS506

Other Tools

Other tools

TRT260WS

Insertion Pulling Wires / Pull Thru Wires



TRT935

Hand buffer with ball bearing stitcher



TMT01

Mounting Aid Tool, Protect Rim From Damage of Tire Lever



TRT931

Wire Buffer-Rim/Battery Terminal with Steel Brush



Hub Cap Removing Tool

CP01



Adhesive Wheel Weight Removing Tool


WT11



Balancing Plier

Standard tool for mounting and dismounting balancing weights

WT21




WT21B



Standard tool with "Soft Head" to prevent damage to coated weights and wheels

WT21C




Standard tool for mounting and dismounting balancing weights

Air Chucks

Air Chucks

Clip-on air chuck, with hose barb

No.	Part No.	Description	Hose Barb Dia.D
1	AC106-1	Open, Chrome Plated	6
2	AC106-2	Closed, Chrome Plated	6
3	AC106B-1	Open, Brass Finish	6
4	AC108B-1	Open, Brass Finish	8
5	AC108B-2	Closed, Chrome Plated	8
6	AC108-1	Open, Chrome Plated	8
7	AC108-2	Closed, Chrome Plated	8
8	AC110-1	Open, Chrome Plated	10
9	AC110-2	Closed, Chrome Plated	10



No.	Part No.	Description
1	AC112-1	Open
2	AC112-2	Closed



Brass ball foot air chuck, with 1/4" FPT

No.	Part No.	Description
1	AC114-1	Open
2	AC114-2	Closed
3	AC114C	Clip for AC114



Brass ball foot air chuck, with 1/4" FPT, with clip



AC114C

No.	Part No.	Description
1	AC114L-1	Open
2	AC114L-2	Closed



Lock on air chuck, with 1/4" FPT

No.	Part No.	Description
1	AC125-1	Open
2	AC125-2	Closed



Clip-on air chuck, with 1/4" FPT

No.	Part No.	Description
1	AC108T	Open



Thumb-lock air chuck
Open Style: remaining open even after detachment from tire valve
Closed Style: self-closing after detachment from tire valve

No.	Part No.	Description
1	AC214L-1	Open
2	AC214L-2	Closed



Lock on air chuck, with 1/4" FPT for large bore application

Clip-on air chuck, for large bore valves, with hose barb

No.	Part No.	Description	Hose Barb Dia.D
1	AC206-1	Open, Chrome plated	6
2	AC206-2	Closed, Chrome plated	6
3	AC208-1	Open, Chrome plated	8
4	AC208-2	Closed, Chrome plated	8



Air Chucks

Air Chucks

Service station dual foot air chucks, with 1/4" FPT

No.	Part No.	Description
1	AC401-1	Open, Chrome plated
2	AC401-2	Closed, Chrome plated
3	AC403	Lock on, closed, Chrome plated



AC442

With handle and female fitting 1/4" -18NPT, L=270mm, closed end



No.	Part No.	Length	Description
1	AC429	270	With handle and hose coupling tailpiece diameter d=8mm, closed end
2	AC439	320	With handle and hose coupling tailpiece diameter d=8mm, closed end



AC430

Extended push-pull type pneumatic
Zinc alloy head and plastic handle



ACC430-G

With table extended push-pull type pneumatic
Zinc alloy head and plastic handle



No.	Part No.	Description
1	AC128-1	Open, D=8mm
2	AC128-2	Close, D=8mm
3	AC138-1	Open, D=8mm
4	AC138-2	Close, D=8mm



Adapters

Convert large bore to standard bore

No.	Part No.	Description
1	TRAD1	Adapter
2	TRAD1	TRAD1+TRVC4 Cap
3	BLAD1C	Adapter Cap
4	BLAD1C	BLAD1C+TRVC4 Cap



Tube Deflators

Drawing all air out of tubes, collapsing the flat

No.	Part No.
1	BLTD1
2	BLTD2



Gauges

Tire Inflation Gun

TIG06



P/N	Description
TIG06	Zinc body, with chrome plated frictioning * Range:0-160 or 0-22lbs * Pressure units available: bar,kpa,kg/cm²

TIG08	Zinc alloy and aluminum body with zinc alloy air chuck * Range: 10-100/160/220 psi * Air inlet: NPT1/4"
-------	---------------------------------------------------------------------------------------------------------------

Tire Tread Depth Gauges


TDG01

Chromed steel body with pocket clip
Range: 0-25mm



TDG02

Stainless steel tyre gauge
Range: 0-30mm




TDG03

Tire gauge for truck
Range: 0-50mm



TDG04

Stainless steel tyre gauge
Range: 0-20mm



TDG05

Tire gauge for special Vehicle
Range: 0-160mm
Colour: red, blue, silver, sand-blasting



TDG06

Key chain design
Range: 0-20mm



TDG07

Digital tire tread depth gauge
Range: 0-25mm



Application of Snap-in Valves

Application of Snap-in Valves

1. Preparation work

Choose the right valve as per the dimension of rim hole. (refer to Pic1 and application chart). The valve stem shouldn't extend out the rim flange. Before installation, please check the rim hole to make sure no sharp angle and burrs around the hole might damage the valve and clean the rim hole.



P/N	Rim hole
TR438/TR439	8.8mm
TR412 / TR421L / TR413 / TR414 / TR414L TR418 / TR423 / TR600HP / TR602HP	.453" / 11.3mm
TR415/TR425	.625" / 15.7mm



2. Lubricating the snap-in valve


Lubricate the snap-in valve with clean water to decrease the friction between valve and rim hole, avoiding the valves surface damage. (Refer to Pic 2)



3. Installing the valve on the rim properly

Put the valve stem into the rim hole by hands. (Refer to Pic 3)

Put the valve with the valve installation tool from the top, or push the valve from the bottom, to make the valve seat on the rim hole. During installation, please keep the axis of valve in line with that of rim hole, make strength evenly and do not wobble to avoid the valve damage. The valve is installed correctly when the o-ring of the valve passes through the rim hole. (Refer to Pic 4,5,6 and 7)



Application of Snap-in Valves


4. Inspecting the valve after installation

Inspect whether there is any damage or crack caused by installation on the valve surface (Refer to Pic8). In case there is any damage or any crack occurs, please replace the valve immediately.



Special Attention

Many factors contribute to the usage life of valve, such as high and low temperature, water or oil erosion and harmful gas in air. So it is necessary to inspect to inspect the valve every three months. If any crack is found, please replace the valve at once. To make your tire safe, it's recommended to replace the valve after 1year usage or 20,000 km driving, no matter whether there is the crack on the valve or not.



Disclaimer

We assume no responsibility whatsoever for items applicable to the following:

1. Damaged caused by natural disasters such as earthquakes or fire not accountable to us, an act of a third party and other accidents, intentional or negligent act on the part of users, misuse or usage other under conditions set forth herein.
2. Incidental damage (damage to business interests, interruption to business operation) caused by using our product or for unusable product.
3. Any damage caused by use other than those explained in this catalogue or usage exceeding the range of use set forth herein.

Notes

Please note points listed below when using our products:

1. Products listed in the catalogue are subject to discontinuation of production or changes in specifications without advance notice. Please confirm that the information listed in the catalogue is the latest available when you place your order.
2. Specifications and numerical data in the catalogue are general values. Please check for their compatibility before use. Inquire our sales or technical personnel for the compatibility of the product before use. In the event the product is used before confirming with our sales or technical personnel, we may not be able to take the responsibility.
3. Size is indicated in millimeters(mm).
4. Information listed in the catalogue is as of Aug 2009.

Tire Valve with the Traceable ID

Traceability Guaranteed Easy Identification More Safety



Why don't you try this innovational valve?



Although the snap-in tire valve is an important safety component of the tire, until now, few people are aware that valves are rubber products that should be checked and replaced regularly. While valves contain anti-oxidizing chemicals to slow down the rate of ageing, factors such as high and low temperature, water or oil erosion, harmful gas in air and poor storage can accelerate the ageing process and render them crack. The cracked valve might cause the air leakage, which impair the tire. This is why we recommend that valves should be checked every 3 months and replaced after 1 year usage or 20,000 km driving, no matter whether valves crack or not.

But, how do you know when the valve was produced and how long it was stocked before you installed it to the wheel? It is always difficult to trace the rubber molding products.

When your valve failed, how would you know who manufactured it? The valve cap containing manufacturer's logo might have been already lost. You would have to demount the tire, cut the valve off and check the bottom part.

To help you identify age and manufacturer of valves, we put production date and the logo on each stem. It's easy for you to check these codes without having to remove the valve from the rim. Half piece of the valve stem without cap or bottom part will tell you who made the valve and when it was made. From now on, each individual valve can be traced. The First-in and First-out management can be achieved. In case that any defect batch is required to be isolated, they can be gotten back very quickly with precise and narrow range.

No harm to the valve / No function impairment



Application of Adhesive Wheel Weights

1. Preparatory Work

Before installation, ensure that the weight, rim and ambient temperature is at least 16 C. Clean the rims with an appropriate cleaning agent to avoid grease and silicone residues on the rim.



2. Adjusting the adhesive weight to the rim contour

Adjust the adhesive weight with the protective foil to the rim radius. The radius of the weight body and the rim must run at least parallel to each other. It is even better, if the radius of the weight body is smaller than the rim radius.



3. Removing the protective

After having adjusted the weight to the rim radius, remove the protective foil from the adhesive tape. Ensure that the adhesive weight is not touched prior to the adhesion!



4. Assembling the weight

Press the weight to the rim from the middle towards the outer edges. The pressure should be at least 100kPa.



Note: After the assembly, 80%-90% of the final adhesive force is achieved after around 24 hours. The full adhesive force is achieved after 72 hours.

Technical Information

Technical information Coated wheel weights

In order to protect rims against corrosion and offer an optimal match to the rim color, we offer coated weights which are designed according to the OEM specification. The normal epoxy plastic coating weights are able to resist the rust more than 240 hours in the salt spary test as per the automobile industry standard. Thus, the normal coating can guarantee the protection against corrosion even under extreme environment. At the same time, we are capable of doing the zinc plated, chrome plated, dichromate finish, "Magni" coating, silver paint-ing and other coatings upon customers' requests.



Packaging information

Assuming that customers have no special requirements for the packaging, the weights are packed as per our packaging standard. Please refer to our standard packaging information as follows:

Clip-on weight

Weight Size	Box Qty	Weight Size	Box Qty
5g-40g	100 pcs/box	45g strip weight	100 pcs/box
45g-60g	50 pcs/box	60g strip weight	100 pcs/box
1/4 Oz-1-1/2 Oz	100 pcs/box	3 Oz strip weight	50 pcs/box
1-3/4 Oz-3 Oz	50 pcs/box		

Adhesive weight

Maximum carton weight: 18Kg
 Pallet size(mm): 1090 x 1090 x H (H < 1090).
 20 pallets per 20 feet container
 The customized packaging can be designed and made upon request.



Directory of Valves

Baolong	ETRTO	TRA	Wonder	Schrader France	Alligator	Myers	TECH	TIP-TOP	MICHELIN	DIII
90MS9.7	--	--	1421	--	77.0308	--	--	--	--	--
ACIO6B-1	--	--	--	--	14.3000	--	--	5625095	--	--
AC108B-1	--	--	--	--	14.3100	--	--	--	--	6293-C
ACIO8T	--	--	--	--	14.2200	--	--	5625215	--	--
AC114-1	--	--	--	--	--	--	--	--	--	--
AC114-2	--	--	--	--	--	--	--	--	--	--
AC114C	--	--	--	--	--	54329	--	--	--	6293-A
AC114L-1	--	--	--	--	--	54368	--	--	--	--
AC125-1	--	--	--	--	--	54861	--	--	--	--
AC125-2	--	--	--	--	--	54809	--	--	--	62930
AC214L-1	--	--	--	--	--	54366	--	--	--	9038
AC401-1	--	--	--	--	--	54326	--	--	--	6172
AC429	--	--	--	--	--	--	--	5626221	--	--
AC439	--	--	--	--	--	--	--	5626276	--	--
BL25MS11.3	--	--	--	--	--	--	--	5621110	--	--
BL25MS8.3	--	--	--	--	51.1993	--	--	5622713	--	--
BL57OP	--	--	9200	S4385-1	32.8501	--	--	--	--	VS-902P
BLAD1C	--	--	--	--	--	27163	--	--	--	9061
BLEIO8TP	--	--	--	--	382705	--	--	--	--	--
BLEI27B	--	--	--	S4134-2	--	--	--	5624041	--	--
BLEI33TP	--	--	--	42216-68	38.2805	--	--	--	--	--
BLE13M	--	--	--	--	33.0275	22617	VH34	--	--	685P-50
BLE13P	--	--	--	--	--	--	--	--	--	--
BLE153TP	--	--	--	42217-68	38.2905	--	--	--	--	349
BLE163TP	--	--	--	42218-68	38.3005	--	--	--	--	--
BLE19M	--	--	--	--	--	22623	VH35	--	--	686P-50
BLE19P	--	--	--	--	--	--	--	--	--	--
BLE32P	--	--	--	--	33.0501	22624	VH36	5624515	--	688P-50
BLE34B	--	--	302	S4584-2	--	--	--	5624010	--	--
BLE34B-90	--	--	--	R1197-2	33.0903	22591	--	--	--	338B
BLE34TP	--	--	--	--	381305	--	--	--	--	--
BLE38P	--	--	--	--	--	22625	VH37	5624522	--	689P-50
BLE54B	--	--	306	S4577-2	--	--	--	5624027	--	--
BLE54TP	--	--	--	42214-68	38.1505	--	--	--	--	--
BLE78B	--	--	--	S4531-2	--	--	--	5624072	--	--
BLE78TP	--	--	--	--	38.1805	--	--	--	--	--
BLE98TP	--	--	--	--	38.2605	--	--	5624601	--	--
BLS382	--	--	--	17-244	--	42613	--	--	--	--
BLS383	--	--	--	--	--	42611	936	5951044	--	--
BLS503	--	--	--	--	--	42612	--	--	--	--
BLS506	--	--	--	17-246	--	42614	--	--	--	--
BLTD1	--	--	--	--	23.4300	--	VH3216	5628195	--	--
BLTD2	--	--	1850	--	--	--	--	--	--	--
BLTVI	--	TRTI-1	--	--	--	--	--	--	--	2500
BLV3O4	--	--	1141	RI581-1	--	--	--	5626630	1581	--
BLV305	--	--	1140	RI550-1	--	--	--	5626647	1550	--
BLV4O1	--	--	1205	--	--	--	--	5622586	--	--
BLV416-20	--	--	--	--	--	--	--	--	--	VS-962C
BLV416D	--	--	--	--	--	--	--	--	--	VS-902K
BLV6O1	--	--	600	42176-68	--	--	--	5623035	--	--
BLV6O2	--	--	--	--	--	--	--	--	--	VS-936-A
BLV6O3	--	--	--	--	--	--	--	--	--	VS-936
EV42NI	--	--	1351	--	51.3143	--	--	5622658	--	--
EV42NI-N	--	--	1352	--	51.2553	--	--	5622782	--	--
EV42S-NI	--	--	1350	--	51.3103	--	--	--	--	--
FVE075	--	--	3998	41315-71	37.0008	--	--	--	--	--
FVE105	--	--	3999	41316-71	37.0028	--	--	5624223	--	--
FVE125	--	--	4000	41317-71	37.0168	--	--	5624247	--	--
FVEI4O	--	--	4005	41318-71	37.0188	--	--	5624254	--	--
FVEI6O	--	--	--	41319-71	37.0198	--	--	5624175	--	--
FVEI8O	--	--	--	41320-11	37.0228	--	--	5624261	--	9059-7
FVEI8OB	--	--	--	--	33.3268	--	--	--	--	--
FVE21O	--	--	--	41321-71	37.0248	--	--	5624278	--	--
FVE21OB	--	--	4335	--	33.3328	--	--	--	--	--
FVE250B	--	--	--	--	333308	--	--	5624436	--	--
FVE36O-90	--	--	4350	41776-71	--	--	--	--	--	--
HVOOI	--	--	--	--	--	--	--	5621408	--	--
TIG12	--	--	--	--	--	--	--	--	--	--
TPG1050	--	--	--	--	--	--	VH611	--	--	--
TPG1050A	--	--	--	--	--	54838	VH669	--	--	--

Directory of Wheel Weights

BAOLONG	PERFECT	BADA	HOFMANN	FRANKEN	TRAX
ZN106P	PZ				
ZN211P	MCZ				
ZN234	AWZ				
ZN10	IAWZ		660	62	326C
ZN233	FNZ		661	661	340C
ZN03-2P			161	80	
ZN05P			161	80	200C
ZN05					200
ZN491			280	280	
3145ZN-1			363-2	92	
3145ZN-5				93	
3160ZN			365-2		
ZN331			361-2	91	
FE109	PST	PFE			
FE217	MCST	MCFE			
FE237		ALFE			
FE10A	IAWST	IWFE			
FE236	FNST	FNFE			
FE03A					
FE364	SST300N				
FE365		7026-FE			
3505FE	SSG060N				
3205FE	SSG060N				611C
3510FE					610C
BL-1011			101	5	
27-2001			610	15	
27-2001P	IAW		616		
PB212	FN		617		
27-3006			303-2	K3	
27-3007			330-2	K13	
27-3008			716-5	K6	



MAKE YOUR WHEELS GO THE DISTANCE